



Seeing is believing

Product catalogue 2020





Contents



The Company

The ETESIA benefits

User's speeches

The ETESIA Innovations

Ride-on mowers Hydro 124D range

Hydro 124D

Accessories Hydro 124D range

Ride-on mowers Buffalo range

Buffalo 124 cm

Buffalo 100 cm

Accessories Buffalo range

Ride-on mowers Hydro 100 III

Hydro 100 III

Accessories Hydro 100 III

Ride-on mowers Bahia - Hydro 80 range

Bahia Petrol

Bahia Electric M2E

Bahia MKM

Hydro 80 **New**

Hydro 80 e-connect concept

Accessories Bahia - Hydro 80 range

Professional Pedestrian Mower range

Pro 53

Pro 51

Pro 46 Evolution

Pro 46 The reference **New**

Duocut 41-46 N-ERGY/battery

Duocut 46 N-ERGY 2/battery

Biocut 53

Domestic Petestrian Mower Garden range

Duocut 53

Duocut 46

Duocut 37-41 Electric

Brushcutters Attila range

Attila AK98X - AK98 - AK95 - AK88 **New**

Attila SKD

Accessories Attila SKD

Attila AK-60/AH-75

Attila AD51

Scarifier MSC45

weeder MBR50

Transportation and Handling

Electric wheelbarrow Donky **New**

Traction vehicle Bahia Electric VTE

p 01

p 02

p 03

p 04 - 05

p 06 - 11

p 08 - 09

p 10 - 11

p 12 - 19

p 14 - 15

p 16 - 17

p 18 - 19

p 20 - 23

p 22 - 23

p 21

p 24 - 37

p 26 - 27

p 28 - 29

p 30 - 31

p 32 - 33

p 34 - 35

p 36 - 37

p 38 - 53

p 40 - 41

p 42 - 43

p 44 - 45

p 46 - 47

p 48 - 49

p 50 - 51

p 52 - 53

p 54 - 61

p 56 - 57

p 58 - 59

p 60 - 61

p 62 - 71

p 64 - 65

p 66

p 67

p 68 - 69

p 70 - 71

p 72

p 73

p 74 - 77

p 74 - 75

p 76 - 77



The Company ETESIA



ETESIA specialises in the design, manufacture and marketing of professional equipment for green space maintenance. The company has prospered over the last **30 years** to become the unchallenged market

leader in mowing and collection. Today, it is one of the main suppliers to municipal authorities and European landscape firms.



IN A FEW WORDS

ETESIA IS THE NUMBER 1 MOWER MANUFACTURER IN FRANCE

With a
30 year
history

And
240
employees

Offering a
range of more
than **44**
products

Sold by more
than **500**
dealers

Active in more
than **30**
countries

A FEW NOTABLE DATES

- 1989** ETESIA founded in Wissembourg (France). When it was founded, ETESIA launched a revolutionary concept: the first tractor mower with integrated direct ejection and collection, the MKE
- 1991** Creation of the ETESIA UK subsidiary
- 1994** Awarded the ISO 9002 Standard
- 1995** Launch of the first ride-on mower: the Bahia
- 1996** Launch of the ride-on brushcutter: the Attila 85
- 1999** Launch of the first ride-on with direct ejection and high-lift emptying: the Hydro 124D
- 2003** Extension of the factory: +3600 m²
- 2008** NPI award for Innovation for the region of Alsace (France)
- 2009** ISO 9001 Certification, version 2008
- 2012** Launch of the first 100% electric ride-on mower: the Bahia M2E
- 2015** Launch of the Buffalo ride-on range: 100 or 124 cm cutting deck, 2 or 4 drive wheels, diesel or petrol
- 2016** Launch of the Donky electric wheel barrow
- 2017** Innovation prize at SALTEX (UK) for the Hydro 80 e-connect, the first connected mower
Fusion Tools WOLF - ETESIA: 2 French brands join forces!
- 2018** Launch of the new N-ERGY 2 battery mower
- 2019** Launch of the new Attila 60, 75, 88, 95, 98 and 98X brushcutters.

The benefits of **ETESIA**



OUTSTANDING PERFORMANCE

ETESIA mowers guarantee impeccable mowing quality regardless of the conditions (tall, wet grass) and the kind of mowing (collection, mowing and mulching).

MADE-IN-EUROPE INNOVATION

Since it was founded in 1989, ETESIA has produced its mowers in its factory in Wissembourg (France) and has been outstanding in the innovations it has brought to the green space market. It can call on its very own high-end Research, Design and Test Centre, which is unique in Europe and, in 2009, won the regional prize for innovation. In 2017, it launched the Hydro 80 e-connect, the first connected mower.

GUARANTEED QUALITY

ETESIA products come with attractive warranty terms: up to 3 years in domestic use and 2 years in commercial use, the housings (Decks) on the walk-behind mowers are guaranteed for 10 years in domestic use.



Commercial use



Domestic use



Domestic use

INCOMPARABLE STRENGTH AND LONGEVITY

From the time they are designed, all ETESIA machines undergo extreme durability and strength tests. The spare parts needed to keep the machines running properly are also available for up to 10 years after discontinuation of the products. Some machines are still in service more than 25 years after they were purchased.

CONTROLLED QUALITY

Quality and customer service are key concerns for ETESIA. Therefore, since 1994, ETESIA has enjoyed uninterrupted ISO certification: ISO 9002 in December 1994, ISO 9001 version 2000 in November 2002 and, finally, ISO 9001 version 2008 since November 2009. ISO 9001 version 2008 in November 2009 and finally version 2015 since November 2019.



HIGH QUALITY SERVICE

ETESIA can rely on the recognised professionalism of its dealer network. Each and every one of them enjoys commercial, marketing and after-sales support from ETESIA's field teams, whose watchwords are attentiveness, advice, responsiveness and availability.





User's Statements



"I've never needed the after-sales service. I've been using my Bahia for 18 years, and believe me, I've really put it through its paces over the years. I'm so happy that with it that I would recommend this machine to everyone."

Daniel Doucet (private user - France)



"The mowing quality is brilliant! The Etesia machine works every day. We can work in all weathers: whenever it starts to rain, the other landscape gardeners take their mowers inside, we just carry on mowing."

Ets Ricol (Landscaper Gardener - France)



"The city of Paris owns 800 mowers, 400 of them from Etesia. "

"ETESIA mowers are very comfortable, as well as extremely manoeuvrable, we can get into all those tight spots."

Paul Conte (City of Paris)



"Compared with our old mower, I take only half the time to mow the same area."

Angus Cook (Aberdour Castle in Scotland)



"With an Etesia, you feel perfectly safe. These mowers pick up 100%, even on rainy days. Etesia's saving us time, money, the work is well done and the customer is satisfied."

Landscape Art J.J. Zoller Et Fils (Landscaper Gardener - France)

"With Etesia, we can work in any weather, even with high and wet grass. That's also guaranteed reliability: we have had some machines for 12 years and they are still running."

City of Strasbourg (France)

« Before we bought the Etesia, we did a comparison and found that all in all, the Etesia was really better. In our domain, the cheapest is not always the most economical."

City of Esslingen (Germany)

My experience with Etesia dealers is extremely good – they deliver the mowers on time and offer dedicated support.

The Landscape Group (Landscaper Gardener - UK)

"We count on Etesia to help us in our ecological process, especially to reduce our carbon footprint. We have green outcomes by using their equipment. The reliability of Etesia is impressive, these mowers are built to last."

Forest Green Rover (Football club - UK)



The innovation of **ETESIA**



Mowing and collecting

Innovation the key to ETESIA's success

For 30 years, our R&D staff have developed a series of innovative concepts that have revolutionised green space maintenance and taken our company from success to success.

MOWING AND COLLECTING

The ETESIA concept eliminates all risks of clogging, offering the first ride-on mower with direct rear ejection and integrated collection. Today, ETESIA is the only manufacturer of ride-on mowers to develop the cutting system first and then the tractor afterwards.

Unique cutting quality. Indexed at 90°, the two counter-rotating blades overlap to prevent any central mark. The two blades generate a powerful blowing effect and push the grass through a volute-shaped housing with an increasing cross section into the grassbox. The collection system mounted directly at the outlet of the cutter housing guarantees perfect collection with no risk of clogging - there are no obstacles between the cutter housing and the grassbox. The result is that our machines can mow and collect the grass in conditions - long, wet grass - where most competitors are just not up to the task.

BIOCUT, MULCHING BY ETESIA



Mulching

ETESIA is known for its unparalleled performance in grass collection, and in recent years has also made a name for itself as an innovator in mulching. In 2001 our research centre developed the Biocut concept, which is characterised by a deck with a very pronounced bell shape which, when combined with a new blade profile, provides cutting results with long and even wet grass that are not matched in the market.

DUOCUT, MULCHING AND COLLECTION



Collecting

Mulching

Because they never gave up on the quest to develop a cutting deck that could be as good at mulching as at collection, in 2006 our engineers created the Duocut concept for the new Pro 53. This was a housing designed to give a 100% quality finish regardless of whether you are collecting or mulching, with no compromises on either of the two functions.

Outstanding collection performance thanks to the smooth inside surface of the cutting deck and the full opening of the ejection outlet that helps to eject grass clippings without jamming. The grass clippings are perfectly compressed in the collector.

Excellent mulching results. Thanks to its bell-shaped housing, the DUOCUT gives excellent mulching

results (the grass is shred very finely, even in high, wet grass). The detachable mulching unit (comes with the machine) rounds off the shape of the cutting deck in order to give a smooth surface, with no sharp edges, to optimise the recirculation of the grass for mulching of incomparable quality. It can be quickly and easily fitted without using tools or changing the blade.

As a result of its success, the Duocut concept was adapted to the Hydro 100 Evolution cutting deck in 2009 and to the Buffalo 100 and the Hydro 100 III in 2015. As before, we saw the system's excellent mowing quality, whether in its collection or mulching function.



BIO CONCEPT

Environmental protection and a commitment to sustainable development in general have always been among our key concerns, even before they became the latest buzzwords. That is why at ETESIA, we have developed our own philosophy called Bio Concept. It is reflected in the fact that environmental protection is addressed in all areas of the company and at every stage in the life of our equipment. The choice of manufacturing materials and processes takes account of their environmental impact. Bio Concept also covers different projects to develop new clean engines. That is how ETESIA has been able to release three exclusive products in two years: the first ride-on mower in the world to run entirely on PVO (pure vegetable oil, a biofuel), the first ride-on mower in Europe running on LPG (25% less CO, 21% less CO₂) and the first ride-on mower in the world to run entirely on electricity (zero pollutant, zero noise...).

ETESIA's vision of the future of its market is one where business and environmental protection are ultimately reconciled. ETESIA's commitment is taking concrete form with its new green engines and also through the versatility of the range, making it possible to apply several mowing techniques

and thus enabling differential management.

With the continual development of our electricly powered range of transport and handling equipment, ETESIA contributes to reducing the arduousness of work. This is particularly the case with our electric tool holders.





RIDE-ON MOWERS

Range Hydro 124D

2
YEARS
WARRANTY

Commercial use



Another world...

The Hydro 124D range is at the forefront of innovation and performance in all areas of professional mowing: grass collection with the Hydro 124D and mulching with the dedicated mulching deck. These ride-on mowers dedicated to large and medium-sized areas boast an efficiency, cutting quality, power, manoeuvrability, compactness, comfort and versatility unrivalled on the market. The recent arrival of the 4WD and Bio versions give the range a new dimension, with improved crossing capabilities and a real contribution to the protection of the environment.



H124DX

124 cm - 50 inch
17 kW/Diesel
Grassbox: 600 L
Lift emptying
2 Wheel drive
Theoretical output:
19 840 sqm/h
Power grip



H124DN

124 cm - 50 inch
17 kW/Diesel
Grassbox: 600 L
Lift emptying
2 Wheel drive
Theoretical output:
19 840 sqm/h
Power grip



H124DL

124 cm - 50 inch
17 kW/Diesel
Grassbox: 600 L
Lift emptying
2 Wheel drive
Theoretical output:
19 840 sqm/h



Counter-rotating blades



Direct rear ejection



Removable deck



User's speech:

"I have been working with an H124D for 15 years. It's probably the best machine for collecting, either grass or leaves."

Sports Department of the city of Reims



See on the website

RIDE-ON MOWERS

Hydro 124D range

XXL-size performance...

Fitted with a 124-cm overlapping cutting deck and a 17 kW three-cylinder Lombardini engine. It has a higher hourly mowing output of up to 19 840 sq.m. per hour, and an unequalled weight-to-power ratio. Above all, it represents excellent value for money, both for the initial purchase and for use.

Available with 4 wheel drive: H124DX



Mulching



Collection



Long grass mowing

User's speeches:

"The H124D is very comfortable and maneuverable; we can go in every little corner with this machine."

Champs-Élysées' Green Spaces Team – City of Paris

"The ride-on mower H124D from Etesia are currently used being at the "Grand Parc des Sports". They are doing a great job."

City of Rouen

Product highlights:

EFFICIENT

Collection under optimal mowing conditions thanks to the Collection Concept (p.4):

- Direct rear ejection: no obstruction between the deck and the grassbox
- 2 counter-rotating blades that emit a powerful lift and draught effect

- Hydraulic emptying of the grass box
- Hydraulic transmission on the 2 wheel drive (H124DN and DL) or 4 wheel drive (H124DX)

COMFORTABLE, SURE & EASY OPERATION

- Steering console fully adjustable
- Easy and functional controls
- Power steering

ROBUST, COMPACT & RELIABLE

- Screw-assembled mechanically welded chassis
- Mastershock cutting deck

VERSATILE

Wide range of accessories: scarifier, mulching deck, cab, spreader, snow plough, street cleaner, Road Legal Kit (except H124DL) (p.8-9).

ECO-FRIENDLY

- Run entirely on PVO (B30) without loss of performance: biodegradable to 98%, renewable fuel, reduction of 59% of the gas emissions, positive energy assessment (restores 2,2 times more energy than it is necessary).
- Catalytic convertor and particle filter in option: less than 52% carbon monoxide and 36% particulate mass spreaded





Technical specifications:

Model (l x w x h)**	Hydro 124 DX	Hydro 124 DN (280x128x204)	Hydro 124 DL
Cutting width	124 cm		
Engine	Lombardini 1003 3 cylinder (Diesel or biodiesel B30)		
Nominal rated power (***) <i>Constructors' maximum rated power</i>	1028 cm³ - 17 kW (23 HP) 18 kW (25 HP)		
Maximum operating rate	2820 rev/min		
Transmission	hydraulic 4 wheel drive	hydraulic on the 2 rear wheels	
Speed	Forward 0 to 16 km/h Reverse 0 to 14 km/h		
Theoretical output (*)	19 840 sqm/h		
Clutch-operated blade	by electromagnetic clutch		
Adjustment of cutting height	9 positions from 44 to 140 mm + 1 transport position with adjustable stop		
Grassbox emptying	hydraulic on the ground or high-lift up to 1,80 m		
Grassbox capacity	600 L		
Weight	895 kg	860 kg	815 kg
Removable cutting deck	✓		-
Power grip	✓		optional
Road legal kit	standard		-

(*) According to the mowing conditions (maximum mowing calculation x cutting width = theoretical output)

(**) l = Length, w = width h = height (in cm)

(***) Nominal power at maximum operating rate



ADVANCE ATTACHMENTS

A wide range of attachments for parks and gardens, roads and snow turns the Hydro 124D ride-on mower into a versatile multi-purpose tool that you can use all year round whatever the weather or terrain.

TURFCARE



Front scarifier

Comprising two floating heads, the MSC124 has 1,25 m working width and debris can be collected in one pass. Working depth is variable. The two units can be lifted for transporting between sites and are retractable for passing through narrow entrances. Quick, tool-free installation.



Mulching insert

A particularly interesting option during the season, when grass growth has slowed or in times of extended drought. Mulching is an ecological and cost-effective mowing. The screw-assembled mulching insert is very quick to install and doesn't require any special mulching blade. Indeed, the Buffalo cutting deck was designed on the Duocut concept, which enables both an outstanding collection and mulching with the same cutting deck.



Mulching deck

For mulching large areas, the 1,44 m MCM cutting deck combined with the speed of the H124D offers you exceptional yields. The change from one mowing deck to another can be made within 30 min.



Deflector

The deflector, which is fitted - without the need of tools - in place of the grassbox, enables you to mow without collecting the cuttings, even in extremely difficult conditions.



Weeding brush

A green accessory called "Zero agrochemicals", a simple and efficient system for weed and grass removal on hard surfaces. The metal weeding brush is easy to set up and remove from the front of the machine without any need for modification. Its use is as simple as its installation.



H124DX



H124DN



H124DL



Spreader

To put fertilizer on your lawn and spread grit or sand in winter (60 litres).

SNOW EQUIPMENT



Snow plough

For speedy, safe snow clearance, the hydraulically operated 135 cm snow plough can be angled to the right, left or lifted.

Cab

A glass-panelled cab is available as an option. This can also be equipped with a heating system. The cabin can also be fitted with a windscreen washer if required.

HIGHWAYS MAINTENANCE



Street cleaner

Working width 135 cm, left/right hydraulic positioning. Equipped with a side sweeper for cleaning pavements and gutters with a street cleaner box, hydraulically emptied. Dust protector for using the street cleaner with no box attached.



Tow bar

The easy to attach tow bar, will pull trailers up to 500 kg in weight (maximum towing weight). The tow bar also has an electric socket for powering trailer lights.

	REF.	H124D/DX	H124DN	H124DL
MULCHING DECK	MCM144	✓	✓	✓
INSERT MULCHING	MU124D	✓	✓	✓
DEFLECTOR	MD124	✓	✓	✓
SPREADER*	MET	✓	✓	✓
MULTIPURPOSE TRAILER	MR124	✓	✓	✓
SNOW PLOUGH	MV124	✓	✓	✓*
SNOW CHAINS	MN124	✓	✓	✓
SCARIFIER	MSC124	✓	✓	✓*
STREET CLEANER	MT124N	✓	✓	✓*
CAB**	OY124P	✓	✓	✓
WEEDING BRUSH	MBR124	✓	✓	✓*
CATALYTIC CONVERTER AND PARTICULATE FILTER**	OFP124	✓	✓	✓

(* with hydraulic power take-off option
 (***) Factory-installed



RIDE-ON MOWERS

Range
Buffalo

2
YEARS
WARRANTY
Commercial use



Buffalo, the new mowing beasts

FASTER: mowing and collection speed up to 15,000 sqm/h. Rear central ejection without jamming. 100 or 124 cm cutting deck. 600-litre box with hydraulic emptying. Tipping height up to 1,80 m from the ground. Improved collection: stable engine speed in all mowing conditions.

FURTHER: compact and manoeuvrable. Excellent behaviour on slopes: new disc brakes that double the braking torque. Highly drivable power steering for effortless control. With ROPS (Roll-Over Protection System).

LONGER: in all seasons, on all surfaces. Petrol or diesel engine. Hydraulic transmission with two or four wheel drive. New-generation angle transmission and new, more efficient blade clutch.



Buffalo 124/HVHPX

124 cm - 50 inch
14 kW/Petrol
Grassbox: 600 L
Lift emptying
4 Wheel drive
Theoretical output:
15 000 sqm/h



Buffalo 124/HVHP

124 cm - 50 inch
14 kW/Petrol
Grassbox: 600 L
Lift emptying
2 Wheel drive
Theoretical output:
15 000 sqm/h



Buffalo 100/BVHPX

100 cm - 39 inch
14 kW/Petrol
Grassbox: 600 L
Lift emptying
4 Wheel drive
Theoretical output:
12 000 sqm/h



User's speech:

"They are highly robust and don't let anybody down. Repairs are minimal, so our workshop costs are low."

Joseph Rowntree Housing Trust



Catalytic converter*



Counter-rotating blades



Direct rear ejection

(*) except BPHPX and BPHP2



Buffalo 100/BVHP

100 cm - 39 inch
14 kW/Petrol
Grassbox: 600 L
Lift emptying
2 Wheel drive
Theoretical output:
12 000 sqm/h



Buffalo 100/BPHPX2

100 cm - 39 inch
13,5 kW/Diesel
Grassbox: 600 L
Lift emptying
4 Wheel drive
Theoretical output:
12 000 sqm/h



Buffalo 100/BPHP2

100 cm - 39 inch
13,5 kW/Diesel
Grassbox: 600 L
Lift emptying
2 Wheel drive
Theoretical output:
12 000 sqm/h



See on the website

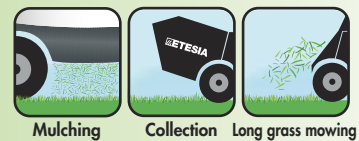
RIDE-ON MOWERS

Buffalo 124 cm

Buffalo, the new mowing beasts

With their 1,24 m overhanging cutting decks and 19 HP Vanguard two-cylinder engines, the new Buffalo 124 mowers boast a theoretical efficiency of 15,000 sqm/h, an unparalleled weight to power ratio and above all excellent value, both in terms of purchase and use and ownership.

Available with 2 or 4 wheel drive.



User's speech:

"It's been excellent in the wet. If it wasn't for the tyre marks it would leave, you could even use it to cut and collect in 2" of water it's that good!"

Joseph Rowntree Housing Trust

Product highlights:

EFFICIENT

Collection in all conditions thanks to the collection concept (p.4):

- Direct rear ejection: no obstruction between the deck and the grassbox
- 2 counter-rotating blades that emit a powerful lift and draught effect
- Hydraulic emptying of the grassbox
- Hydraulic transmission on the 2 wheel drive (HHVHP) or 4 wheel drive (HVHPX)
- Differential lock for the 2 drive wheels
- Electromagnetic blade clutch with integrated brake.

COMFORTABLE & EASY OPERATION

- User-friendly controls
- High drivability: hydraulic transmission, power steering
- Silent: acoustic pressure 90 dB(A) at the driver's seat
- Zero emission of fine particles, fitted with a catalytic converter

ROBUST

Chassis made of two mechanically welded subassemblies bolted and fully treated for corrosion resistance.


VERSATILE

- Available accessories: mulching insert, spreader, snow plough, street cleaner, Road Legal Kit... (p.18-19)
- Mowing for all surfaces: compactness, ultra-short turning radius and exceptional efficiency making these machines ideal for small and large areas alike.





Technical specifications:

Model (L x w x h)**	HVHPX (292x128x200)		HVHP
Cutting width	124 cm		
Engine	B&S OHV Vanguard equipped with a catalytic converter (Petrol)		
Nominal rated power (***) <i>Constructor's maximum rated power</i>	627 cm³ - 14 kW (19 HP) 17 kW (23 HP)		
Maximum operating rate	2 900 rev/min		
Transmission	hydraulic on the 4 wheel drive	hydraulic on the 2 rear wheel	
Speed	forward/reverse 0 to 12 km/h		
Theoretical output (*)	15 000 sqm/h		
Clutch-operated blade	by electromagnetic clutch		
Adjustment of cutting height	centralised with 6 positions from 44 to 102 mm		
Grassbox emptying	hydraulic on the ground or high-lift up to 1,80 m		
capacity capacity	600 L		
Weight	648 kg	621 kg	
Road homologation	optional		

(*) According to the mowing conditions (maximum mowing calculation x cutting width = theoretical output)

(**) l = Length, w = width h = height (in cm)

(***) Nominal power at maximum operating rate



See on the website

RIDE-ON MOWERS

Buffalo 100 cm

The new force!

Fitted with a 100-cm overlapping cutting deck and a 18 HP two-cylinder Vanguard engine or a 19 HP diesel engine, it has a higher hourly mowing output of up to 12 000 sq.m. per hour, and an unequalled weight-to-power ratio. Above all, it represents excellent value for money, both for the initial purchase and for use.

Available with 2 or 4 wheel drive.



Product highlights:

EFFICIENT

- High efficiency for all types of mowing: collection, mulching and cutting:
- Direct rear ejection: no obstacle between the deck and the grassbox
- Complete emptying of the ejection channel and grassbox
- The cutting deck is a perfect combination of 100% collection and 100% mulching decks (Duocut concept p.4)
- Hydraulic transmission for the two rear drive model (HVHP) or the four wheel drive model (HVHPX)
- Differential lock for the two wheel drive model
- 18 HP diesel engine or 19 HP (Vanguard two-cylinder petrol engine, zero emission of fine particles, fitted with a catalytic converter)
- Electromagnetic blade clutch with integrated brake

COMFORTABLE

- User-friendly controls
- High drivability: hydraulic transmission, power steering
- Comfortable seat with a high backrest and depth adjustment for an ideal driving position.
- Silent: acoustic pressure 85 dB(A) at the driver's seat
- Zero emission of fine particles, fitted with a catalytic converter

ROBUST

Hydraulic movement: longer life and more reliable transmission systems

VERSATILE

- Accessories associated: mulching insert, spreader, snow plough, street cleaner, Road Legal Kit... (p.18-19)
- Mowing for all surfaces: compactness, an ultra-short turning radius and exceptional efficiency make these machines ideal for small and large areas alike.

User's speech:


"The power and the torque of the engine enable a great cut. The Buffalo also has a powerful suction. Moreover, this machine has low fuel consumption – half a fuel tank is enough for one day of mowing."

Charles HERVET, landscaper





Technical specifications:

Model (L x w x h)**	BVHPX		BVHP	BPHPX2	BPHP2
	(292x105x200)				
Cutting width	100 cm				
Engine	B&S OHV Vanguard equipped with a catalytic convertor (Petrol)			Perkins 403D07 3 cylinder (Diesel)	
Nominal rated power (***) <i>Constructor's maximum rated power</i>	627 cm³ - 14 kW (19 HP) 17 kW (23 HP)			760 cm³ - 13,5 kW (18 HP) 15 kW (20,5 HP)	
Maximum operating rate	2 900 rev/min				
Transmission	hydraulic on the 4 wheel drive	hydraulic on the 2 rear wheels	hydraulic on the 4 wheel drive	hydraulic on the 2 rear wheels	
Speed	forward/reverse 0 to 12 km/h				
Theoretical output (*)	12 000 sqm/h				
Clutch-operated blade	by electromagnetic clutch				
Adjustment of cutting height	centralised with 6 positions from 44 to 102 mm				
Grassbox emptying	hydraulic on the ground or high-lift up to 1,80 m				
Grassbox capacity	600 L				
Weight	630 kg	603 kg	713 kg	683 kg	
Road homologation	optional				

(*) According to the mowing conditions (maximum mowing calculation x cutting width = theoretical output)

(**) l = Length, w = width h = height (in cm)

(***) Nominal power at maximum operating rate



ALL MOWING IN ALL SEASONS

The Buffalo 100/124 range of accessories covers the principal maintenance needs of green spaces and roads.

For collection, mulching, grass cutting, spreading, snow clearance or road cleaning, Etesia offers simple and effective solutions that can be fitted in no time on standard models.

GREEN SPACE MAINTENANCE



Mulching insert

A particularly interesting option during the season, when grass growth has slowed or in times of extended drought. Mulching is an ecological and cost-effective mowing. The screw-assembled mulching insert is very quick to install and doesn't require any special mulching blade. Indeed, the Buffalo cutting deck was designed on the Duocut concept, which enables both an outstanding collection and mulching with the same cutting deck.



Deflector

The deflector, which is fitted – without the need of tools – in place of the grassbox, enables you to mow without collecting the cuttings, even in extremely difficult conditions.



Spreader

To put fertilizer on your lawn (60 litres).



Scarifier

With a working width of 80 cm, the scarifier for Bahia, Hydro 80 and Attila SKD allows you to aerate and clean your lawn with considerable efficiency. This tool is particularly important for wet and shaded plots. It allows your lawn to breathe by ridding it of the moss that suffocates it. With this accessory, we will help your grass to look even more beautiful!



Buffalo 124



Buffalo 100

SNOW EQUIPMENT



Snow plough

For speedy, safe snow clearance, the hydraulically operated 135 cm snow plough can be angled to the right, left or lifted.



Spreader

To spread grit or sand in winter (60 litres).

HIGHWAYS MAINTENANCE



Tow bar

The easy to attach tow bar, will pull trailers up to 500 kg in weight (maximum towing weight). The tow bar has an electric socket for powering trailer lights.



Street cleaner

Working width 1,35 m, left/right hydraulic positioning. Equipped with a side sweeper for cleaning pavements and gutters with a street cleaner box, hydraulically emptied. Dust protector for using the street cleaner with no box attached.

	REF.	Buffalo 124	Buffalo 100
MULCHING INSERT	MU124P-MU100D	✓	✓
DEFLECTOR	MDD100	✓	✓
SPREADER	MET	✓	✓
SCARIFIER (*)	MM103	✓	✓
TOW BAR	MRD100	✓	✓
STREET CLEANER (**)	MT103	✓	✓
SNOW PLOUGH (*)	MV103	✓	✓
SNOW CHAINS	MND100	✓	✓
ROAD LEGAL KIT	MXBUF	✓	✓

(*) Requires an accessory mounting bracket + mechanical or hydraulic adapter.

(**) Requires an accessory mounting bracket + hydraulic adapter.



RIDE-ON MOWERS

Range Hydro 100 III

2 YEARS
WARRANTY

Commercial use



The reference...

Etesia was the inventor of the concept of the direct ejection ride-on mower, with the first Hydro 100 launched in 1990. Since then, Etesia's range of 100 cm mowers has never stopped improving and expanding. From the outset it has constituted a reference that cannot be ignored in mowing and grass collection on the European professional market. The petrol Hydro 100 guarantees mowing and grass collection in all conditions, record-breaking reliability and service life, compactness and go-anywhere manoeuvrability and above all, top-of-the-range working comfort and ergonomics. No type of surface escapes it – small, medium or large – enabling professionals to take on a wider range of mowing jobs.

User's speech:

"With the Etesia technology, we can mow even when it's raining. These are real professional machines with an undeniable robustness and long working life."

City of Molsheim



H100III/MKEHH

100 cm
11,2 kW/Petrol
Grassbox: 500 L
Theoretical output:
11 000 sqm/h



Cast aluminium deck



Collecting concept



High-clearance bridge



Chain drive



PROFESSIONAL VERSATILITY...

The Hydro 100 III accessories allow it to be active throughout the year and for various applications which include mowing with collection, mowing, mulching, spreading, towing and road cleaning (snow and dust).

It is therefore a very versatile model that is offered to professionals.

User's speech:

"The Hydro 100 is essential for us because it is particularly versatile. We really appreciate the versatility of the Etesia machine which enables us to apply several kinds of mowing, either very short flush from the ground or mulching higher cuttings with collecting or without any grass box but with a deflector." **City of Calais**

GREEN SPACE MAINTENANCE



Deflector (ref. MD103 ou MDPRO2)

For cutting long grass or when non-collection is required, two optional rear deflectors are available - the wide-mouthed or compact deflector.



Mulching (ref. MU100D)

Thanks to the mulching kit you can fit to your mower, your machine becomes to an outstanding mulching mower.



Spreader (ref. MET)

To put fertilizer on your lawn and spread grit or sand in winter (60 litres).

Scarifier* (ref. MM103)

With a working width of 80 cm, the scarifier for Bahia, Hydro 80 and Attila SKD allows you to aerate and clean your lawn with considerable efficiency. This tool is particularly important for wet and shaded plots. It allows your lawn to breathe by ridding it of the moss that suffocates it. With this accessory, we will help your grass to look even more beautiful!

SNOW EQUIPMENT



Snow plough* (ref. MV103). Snow chains (ref. MN102)

The snow plough and snow chains enables you to use your H100 III for snow clearance.

HIGHWAYS MAINTENANCE



Tow bar (ref. MR102)

The easy to attach tow bar, will pull trailers up to 500 kg in weight (maximum towing weight). The tow bar has an electric socket for powering trailer lights.

Street cleaner** (ref. MT103)

Working width 135 cm, left/right hydraulic positioning.

(*) Requires an accessory mounting bracket + mechanical or hydraulic adapter.

(**) Requires an accessory mounting bracket + hydraulic adapter.




See on the website

RIDE-ON MOWERS

Hydro 100 III

No-limit generation...

While it capitalises on the strengths of the previous model, the new Hydro 100 III ride-on mower is also innovative, offering green space workers both more efficiency and greater user convenience. The Hydro 100 III is a unique concept for mowing and collecting in all weather. An ideal model for professional users with advanced mowing and collection requirements. It has a powerful new Kawasaki engine, and a large 500-litre grassbox that can be emptied in seconds thanks to its hydraulic pump. The Hydro 100 III is a model that goes beyond existing standards!



Mulching



Collection



Long grass mowing

Product highlights:

EFFICIENT

High efficiency for all types of mowing: collection, mulching and cutting:

- Direct rear ejection: no obstruction between the deck and the grassbox.
- 2 counter-rotating blades that emit a powerful lift and draught effect.
- The cutting deck is a perfect combination of 100% collection and 100% mulching decks (Duocut p.4).
- Hydrostatic drive transmission with differential lock for better driveability and greater safety
- Twin-cylinder Kawasaki engine.

COMFORTABLE

- All the controls are accessible from the driving seat.
- Suttle new drive
- Low noise emission: 86,7 dB(A) for greater user comfort
- The hydrostatic drive makes gradual movement extremely smooth
- Reverse/forward change, with no declutching.

ROBUST

- Chassis fully treated for corrosion protection
- The cutting deck is cast in a single piece of one-centimetre thick aluminium, for extreme strength.

VERSATILE

Available accessories: mulching kit, spreader, snow plough, street cleaner, Road Legal Kit... (p.21).



DIRECT REAR EJECTION

EXCLUSIVE ETESIA CONCEPT



ROPS
ROLL-OVER
PROTECTION SYSTEM

SUPPLE DRIVE

500 LITRE
GRASSBOX
QUICK EMPTYING THANKS
TO ITS HYDRAULIC PUMP

Powered by
Kawasaki
11,2 kW PETROL
ENGINE

2 YEARS COMMERCIAL WARRANTY
14-LITRE TANK

ROBUST
CHASSIS

HYDRAULIC
EMPTYING

CAST ALUMINIUM
DECK
MAXIMISES COLLECTION
AND MULCHING

100 CM
CUTTING WIDTH

DIFFERENTIAL
LOCK
ON THE 2 WHEEL-DRIVE



Technical specifications:

Model (L x w x h)**	Hydro 100III/MKEHH (290x104x130)
Cutting width	100 cm
Engine	Kawasaki FS541V OHV 2 cylinder (Petrol)
Nominal rated power (***) <i>Constructor's maximum rated power</i>	603 cm ³ - 10,8 kW (15 HP) 13,4 kW (18 HP)
Maximum operating rate	2 900 rev/min
Transmission	hydrostatic on the 2 rear wheels
Speed	Forward 0 to 12 km/h Reverse 0 to 10 km/h
Theoretical output (*)	12 000 sqm/h
Clutch-operated blade	by electromagnetic clutch
Adjustment of cutting height	centralised with 6 positions from 44 to 102 mm
Grassbox emptying	hydraulic on the ground
Grassbox capacity	500 L
Weight	431 kg
Road legal kit	optional

(*) According to the mowing conditions (maximum mowing calculation
x cutting width = theoretical output)

(**) l = Length, w = width h = height (in cm)

(***) Nominal power at maximum operating rate



RIDE-ON MOWERS

Range Bahia - Hydro 80

2 YEARS
WARRANTY

Commercial use



Mowing the grass becomes pure pleasure...

The Etesia 80 cm range offers 3 mowing options: with collection in a 240-L box, without collection using the side deflector option and with mulching using a mulching plug delivered as standard.

The Bahia and the Hydro 80 also stand out because of their extreme compactness and manoeuvrability, their user flexibility and comfort, the strength of their construction and the performance of their motor. The Bahia is the ideal ride-on mower for the demanding home gardener and its pro version, the Hydro 80, is a tool that offers a remarkable concentration of efficiency to gardening professionals.



Bahia Petrol

80 cm - 32 inch
7,1 - 8,5 - 9,3 kW
Petrol
Grassbox: 240 L
Theoretical output:
7 200 sqm/h
Collection, mulching, long grass mowing



Bahia M2E

80 cm - 32 inch
5,2 kW (1,7 kW + 3,5 kW)
Electric
Grassbox: 240 L
Theoretical output:
4 000 sqm/h
Collection, mulching, long grass mowing



Bahia MKM

85 cm - 33 inch
9,3 kW
Petrol
Theoretical output:
7 650 sqm/h
Mulching, long grass mowing



User's speech:

"The Hydro 80 is probably the best machine we've purchased. We like the fact that we have one machine that can do different jobs."

David Ramsden, Contract Supervisor Places for People



Ergonomic controls



Hydrostatic drive



Easy maintenance



Hydro 80 MKHP3

80 cm - 32 inch
9,3 kW
Petrol
Grassbox: 240 L
Theoretical output: 7 200 sqm/h
Collection, mulching, long grass mowing



Hydro 80 MKHP4 (E-connect)

80 cm - 32 inch
9,3 kW
Petrol
Grassbox: 240 L
Theoretical output: 7 200 sqm/h
Collection, mulching, long grass mowing
Connected mower



Hydro 80 MKHP5

80 cm - 32 inch
9,3 kW
Petrol
Grassbox: 240 L
Theoretical output: 7 200 sqm/h
Collection, mulching, long grass mowing
Differential lock



See on the website

RIDE-ON MOWERS

Bahia range Petrol

For a progressive world...

Compact, tenacious, flexible and multi-tasking, bahia adapts to every terrain, every grass-cutting situation and every task. Ideal driving position, high-comfort seat, controls on dashboard, silence and safety - with Bahia, discover a whole new world of well-being. Top-quality materials, reliable technology, a large range of high-performance engines and a 3-year guarantee for parts and labour for home use. With Bahia, you are definitely going for the long-term option.



User's speech:

"The Bahia is small enough to go through tight openings and gates and is extremely good in tight spaces which were previously inaccessible."

Aberdour Castle (England)

Product highlights:

EFFICIENT

- Pocket-size ride-on mower, Bahia features an incredibly tight turning circle. It nips into every nook and cranny and can be easily transported.
- Pedal-controlled hydrostatic transmission for easy driving.
- Perfect for collection of dead leaves.
- Suspension cutting deck with direct rear ejection into a 240 L grass collector (collection concept p.4) allowing perfect collection even in difficult conditions.

COMFORTABLE

- Intuitive: centralised controls
- Safety first: petrol tank with overflow catcher. Built-in blade brake. Several safety switches.
- High-comfort seat
- A hose pipe fitting makes cleaning the cutting system quick and easy.
- Low noise level: 86 dB(A).

ROBUST

- Mechanically welded load-bearing chassis
- Efficient and robust engines with 7,1 to 9,3 HP
- Battery with a 3 years warranty
- Maintenance-free hydrostatic drive transmission
- Dashboard cover in EPP (expanded polypropylene)

VERSATILE

Wide range of accessories: mulching insert, side deflector for high grass mowing, spreader, snow plough, scarifier,... (p.36-37).





Technical specifications:

Model (L x w x h)**	MHHE2	MBHE2 (197,5x82,5x121)	MKHE3
Cutting width	80 cm		
Engine	Honda GXV390 OHV (Petrol)	B&S Intek 4155 OHV (Petrol)	Kawasaki FS481V OHV 2 cylinder (Petrol)
Nominal rated power (***) <i>Constructor's maximum rated power</i>	389 cm ³ - 7,1 kW (9,5 HP) 9,6 kW (13 HP)	502 cm ³ - 8,5 kW (11,5 HP) 11,4 kW (15,5 HP)	603 cm ³ - 9,3 kW (12,5 HP) 11,9 kW (16 HP)
Maximum operating rate	2 850 rev/min		
Transmission	hydrostatic on the 2 rear wheels		
Speed	Forward 0 to 9 km/h Reverse 0 to 8 km/h		
Theoretical output (*)	7 200 sqm/h		
Clutch-operated blade	by electromagnetic clutch		
Adjustment of cutting height	centralised with 5 positions from 44 to 102 mm		
Grassbox capacity	240 L - emptying assisted by a gas cylinder		
Weight	230 kg		
Road legal kit	optional		

(*) According to the mowing conditions (maximum mowing calculation x cutting width = theoretical output)
 (**) l = Length, w = width h = height (in cm) - (***) Nominal power at maximum operating rate



See the video online

RIDE-ON MOWERS

Bahia Electric M2E

Worldwide exclusivity, for a better future...

First 100% ELECTRIC professional ride-on-mower with grass collection. The Bahia M2E keeps all the Bahia's range advantages (comfort, performance, robustness and versatility) and brings more innovation, ecology and economy. Electric Bahia: the enjoyment of ecological mowing. True multi-functional vehicle with all year round capability to undertake all your maintenance and travel needs around the grounds without disturbance.



Product highlights:

EFFICIENT

- First 100% electric professional ride-on-mower with grass collection Autonomy: 2 hours of mowing.
- Eco-friendly: zero emission
- Running costs < 0,36 £/h, reduced running costs: no belt, no filter and no engine oil.
- Efficient: perfect collection of dead leaves, incredibly tight turning circle, nips into every nook.
- Direct rear ejection allowing perfect collection even in difficult conditions (collection concept p.4)

COMFORTABLE

- Safety first: petrol tank with overflow catcher. Built-in blade brake. Several safety switches.
- Low noise level: 86 dB(A).
- A hose pipe fitting makes cleaning the cutting system quick and easy.

ROBUST

- Mechanically welded load-bearing chassis, diameter 60 mm, epoxy finish with built-in strapping hooks.
- Brushless motor and 3-year-warranty for batteries.
- Electric transmission without any maintenance.
- Dashboard cover in EPP (expanded polypropylene).

VERSATILE

- Wide range of accessories: mulching insert, side deflector for high grass mowing, spreader, snow plough, scarifier,... (p. 36-37).
- Built in converter and socket to power a 230v hedge cutter or strimmer.





Technical specifications:

Model (L x w x h)**	Bahia M2E (199,5x82,5x121)
Cutting width	80 cm
Motor	Electric
Power	1,7 kW - 48 V
Battery	4 x 12 V - 100 Ah
Type	AGM, lead acid
Autonomy	1h30 to 2h (According to the mowing conditions)
Transmission blade	Electric; 3,5 kW - 48 V
Max travel speed	Forward /Reverse : 0 to 8 km/h
Mowing speed	Forward /Reverse : 0 to 5 km/h
Theoretical output (*)	4 000 sqm/h
Adjustment of cutting height	centralised with 5 positions from 44 to 102 mm
Grassbox capacity	240 L - emptying assisted by a gas cylinder
Weight	330 kg



GW -77%
Global warming



OD -95%
The destruction of the ozone layer



ED -62%
Energy consumption

(*) According to the mowing conditions (maximum mowing calculation x cutting width = theoretical output)
(**) l = Length, w = width h = height (in cm)



See on the website


RIDE-ON MOWERS

Bahia MKM

Bahia MKM, the next generation mulching mower

MKM Bahia is equipped with a Biocut 85 cutting deck and offers a very high mulching performance. The MKM inherits the robustness, reliability, comfort, excellent ergonomics and exceptional compactness of the Bahia range of mowers.

The Bahia MKM the 100% mulching mower with additional long grass mowing ability.



Mulching Long grass mowing

Product highlights:

EFFICIENT

- A pocket-size ride-on mower, Bahia features an incredibly tight turning circle. Can be easily transported.
- Top-of-the-range mulching: profiled Biocut 85 deck (Biocut concept p.4)
- Automatic transmission

COMFORTABLE

- Ideal driving position, controls on dashboard
- Low noise level: 86 dB(A)
- Safety first: petrol tank with overflow catcher. Built-in blade brake. Several safety switches.
- A hose pipe fitting makes cleaning the cutting system quick and easy.
- Easy maintenance thanks to quick access to all mechanical parts.

ROBUST

- Mechanically welded load-bearing chassis, diameter 60 mm, epoxy finish with built-in strapping hooks.
- Hydrostatic transmission
- Step, steering column cover and dashboard cover in EPP (expanded polypropylene)
- Performing engine: Kawasaki FS 481 - 12,5 HP

VERSATILE

- From mulching to long grass cutting: built-in deflector to mow long grass with side ejection.
- Wide range of accessories: spreader, snow plough, scarifier,... (p.36-37)





Technical specifications:

Model (L x w x h)**	Bahia MKM (173x90x122)
Cutting width	85 cm
Engine	Kawasaki FS481V OHV 2 cylinder (Petrol)
Nominal rated power (***) <i>Constructor's maximum rated power</i>	603 cm ³ - 9,4 kW (12,5 HP) 11,9 kW (16 HP)
Maximum operating rate	3 000 rev/min
Transmission	hydrostatic
Speed	Forward 0 to 9 km/h Reverse 0 to 8 km/h
Theoretical output (*)	7 650 sqm/h
Clutch-operated blade	by electromagnetic clutch
Adjustment of cutting height	centralised with 5 positions from 44 to 102 mm
Weight	230 kg
Road legal kit	optional

(*) According to the mowing conditions (maximum mowing
calculation x cutting width = theoretical output)

(**) l = Length, w = width h = height (in cm)

(***) Nominal power at maximum operating rate



See on the website

RIDE-ON MOWERS

Hydro 80 range

Total efficiency

The Hydro 80 cuts and collects both long and short grass, without clogging. But this little workhorse does much more: for non-collection there is side discharge or rear ejection for longer grass. If you want a mulching mower - Hydro 80 does that too. The Hydro 80 can adapt to all ground conditions, which makes it an incredible versatile machine for the professional landscaper.

New



User's speech:

"Manoeuvrability of the Hydro 80 is fantastic. The fact that they can fit through gates whilst cutting and collecting even in the wet is by far its best feature".

Craig Stockton Managing Director Sherratt Landscapes

Product highlights:

EFFICIENT

- Direct rear ejection allowing perfect collection even in difficult conditions (collection concept p.4)
- Suspended cutting deck with anti-scalp rollers which keep the blades out of trouble.
- Compact design: Hydro 80 can pass through most gateways and its tight turning circle makes it ideal for small or awkward areas, easily overcomes all obstacles
- Differential lock for better slope resistance and snow removal (MKHP5 model)

COMFORTABLE & EASY OPERATION

- Ergonomic controls that are carried out from the driving seat
- Smooth ride thanks to the built-in shock absorber system
- Low maintenance thanks to the easy access to the engine and all working parts
- Quick cleaning of the cutting deck
- Hydrostatic transmission with foot control

ROBUST, COMPACT & RELIABLE

- Specially coated 60 mm tubular chassis
- Direct belt transmission
- Reinforced and protected blade of 80 cm.
- Adjustable electromagnetic belt clutch

VERSATILE

Wide range of accessories: mulching insert, side deflector for high grass mowing, spreader, snow plough, street cleaner, scarifier, Road Legal Kit... (p.36-37)





Technical specifications:

Model (L x w x h)**	Hydro 80/MKHP3	Hydro 80/MKHP4 (199,5x82,5x130)	Hydro 80/MKHP5
Cutting width	80 cm		
Engine	Kawasaki FS481V OHV 2 cylinder (Petrol)		
Nominal rated power (***) <i>Constructor's maximum rated power</i>	603 cm ³ - 9,3 kW (12,5 HP) 11,9 kW (16 HP)		
Maximum operating rate	2 850 rev/min		
Transmission	hydrostatic on the 2 rear wheels		
Speed	Forward 0 to 9 km/h Reverse 0 to 8 km/h		
Theoretical output (*)	7 200 sqm/h		
Clutch-operated blade	by electromagnetic clutch		
Adjustment of cutting height	centralised with 5 positions from 44 to 102 mm		
Grassbox capacity	240 L emptying assisted by a gas cylinder		
Weight	240 kg		
Road legal kit	optional	-	optional
Connected	-	✓	-
Differential lock	-		✓

(*) According to the mowing conditions (maximum mowing calculation x cutting width = theoretical output)

(**) l = Length, w = width h = height (in cm)

(***) Nominal power at maximum operating rate



See on the website

RIDE-ON MOWERS

Concept Hydro 80 **e**CONNECT

INNOVATIVE - CONNECTED - COMPACT - EFFICIENT

The e-connect version turns the Hydro 80 into a real concentrate of technology: the first connected mower!

The ETESIA application connects to the Hydro 80, which enables the user to access all information about his machine. He becomes its unique virtual owner.

Winner of the 2017 SALTEX Award for Innovation



BENEFITS OF THE INNOVATION

- Recognition and display of nearby machines on the app via Bluetooth.
- Information about the machines or machines connected to the application : model, serial no...
- Online ordering of accessories and spare parts.
- Access to online documents with one click
- Real-time monitoring of information about the machine or the machine base.
- Machine maintenance monitoring : next service date, reseller information, costs, ...
- Possibility to delegate machine rights to other users





RIDE-ON MOWERS

Innovations Hydro 80 **e**CONNECT



TECHNOLOGICALLY ADVANCED

The e-connect version has the same qualities as the Hydro 80 with innovation and more.



NEW CONTROL PANEL

- LCD display screen
- Membrane keypad
- RFID antenna



ACCESS TO THE APPLICATION IN A FEW CLICKS

- Creating a personal space
- Logging on to a Facebook or Twitter account
- Accessing all information about your machine



THE IGNITION KEY HAS BEEN REPLACED BY AN RFID CARD

- Manages user profiles (right to use the identified machine or machines)
- Theft security function



FULL SHUT DOWN SYSTEM

- Saves and protects the battery during extended machine stops
- Helps protect the battery and extend its life
- Machine battery disconnection (safety while working on the machine, during transport etc.)



THE COMPACT MACHINES FOR GENERAL PURPOSE

Mowing and collecting, high grass mowing, mulching, towing, snow clearing. They adapt to all types of mowing, all the jobs, in all seasons.

GREEN SPACE MAINTENANCE



Mulching

Outstanding mulching thanks to the Biocut 85 mulching deck delivered with the Bahia collecting riders and the Hydro 80.



Long grass mowing

Standard Bahia collecting riders: removable grassbox base for direct rear ejection of long grass. Side deflector for long grass mowing.

For Bahia mulching: extreme long grass mowing thanks to the deflector integrated to the cutting deck (exclusive Etesia patent).



Scarifier

With a working width of 80 cm, the scarifier for Bahia, Hydro 80 and Attila SKD allows you to aerate and clean your lawn with considerable efficiency. This tool is particularly important for wet and shaded plots. It allows your lawn to breathe by ridding it of the moss that suffocates it. With this accessory, we will help your grass to look even more beautiful!



Weeder

With its patented process, the StabNet 70 offers very precise mechanical weeding. Whether the plot is flat or canted (up to 20° or 20%), levelling is precise thanks to its adjustable skirt. StabNet can adapt to stabilised, gravelled or sand-covered paths.



Spreader

To put fertilizer on your lawn (60 L).

TRANSPORT



Tow bar

With a Tow bar, your mower is turned into a towing vehicle that goes everywhere.

Luggage rack (*)

Factory-installed only.



Road legal kit

Exclusively from ETESIA in this machine category.

Factory-installed only.

SNOW EQUIPMENT



Snow clearance

Snow plough to clear snow from your paths and pavements fast.

Spreader

To spread grit or sand in winter (60 L).

MOBILE POWER SOURCE



Electric converter (*)

With its converter, the Bahias electric M2E/VTE become a mobile power source, to which you can connect a large number of wired electrical devices (power < 700 W). The machine will enable you to carry out a number of tasks all over the space.

Requires luggage rack

	REF.	Bahia	Bahia M2E	Bahia MKM	Hydro 80	H80 e-connect
MULCHING INSERT	MU80N	standard	standard	Mulching Plug as standard	standard	standard
DEFLECTOR	MD803	✓	✓	integrated in the cutting deck	✓	✓
SPREADER	MET	✓	✓	✓	✓	✓
TOW BAR	MR80	✓	✓	standard	✓	✓
SNOW PLOUGH***	MV80N3	✓	✓	✓	✓	✓
SCARIFIER***	MM103	✓	✓	✓	✓	✓
CONVERTER*	OMCE80	-	✓	-	-	-
LUGGAGE RACK*	OMP80	✓	✓	✓	✓	✓
BATTERY CHARGER	MCB	✓	standard	✓	✓	-
ROAD LEGAL KIT	OMX80	✓	-	✓	✓	-
TIELBÜRGER SWEEPER**	-	-	-	-	✓	✓
MECHANICAL WEEDER	MAV70	-	-	-	✓	✓

(*) As long as available. (**) Sold by our partner Tielbürger.

(***) Requires a mounting bracket for the use of the scarifier and the snow plough.



MOWERS

Range Professional Pedestrian

2 YEARS
WARRANTY
Commercial use



The Etesia range of walk-behind mowers guarantees clean, efficient work whatever the conditions...

Etesia lawnmowers are the fruit of a unique half-century long experience of green space management, so they combine effectiveness in performing the task, ergonomics at work and quality manufacturing. Designed for an irreproachable quality of mowing and optimum efficiency, they also provide the use with comfort and safety, whilst also guaranteeing solidity and durability.

Etesia professional lawn mowers range, offers you a wide range of machines capable of underaking all your mowing needs and surface maintenance.



Pro 53

53 cm - 21 inch
Self-propelled
2,7 - 2,9 kW/Petrol
Grassbox: 85 L
Theoretical output: 2 910 sqm/h
Collection, mulching, long grass mowing
Hydraulic motors



Pro 51

51 cm - 20 inch
Self-propelled
2,9 - 2,6 kW/Petrol
Grassbox: 72 L
Theoretical output:
2 240 sqm/h
Collection, long grass mowing



Pro 46 Evolution

46 cm - 18 inch
Push mower or Self-propelled
2,8 - 3 kW/Petrol
Grassbox: 56 L
Theoretical output:
1 380 to 1 880 sqm/h
Collection, mulching, long grass mowing



Multiple mowing



Highly impact-resistant deck



Powerful engines



Ergonomic controls

User's speech:

"The Pro 46 and Pro 51 mowers are bullet proof but also light weight which enables one-man grass cutting teams to operate." **Craig Stockton Managing Director Sherratt Landscapes**



Pro 46 The reference

46 cm - 18 inch
Push mower or Self-propelled
3,4 kW/Petrol
Grassbox: 52 L
Theoretical output:
1 880 sqm/h
Collection, long grass mowing



Duocut 41-46 N-ERGY

41 cm-16 inch / 46 cm-18 inch
Push mower or Self-propelled
36 VDC - 1 kW/Electric
Grassbox: 50-56 L
Theoretical output:
1 230 sqm/h to 1 518 sqm/h
Collection, mulching, long grass mowing



Duocut 46 N-ERGY 2

46 cm - 18 inch
Push mower
1,5 kW/Electric
Grassbox: 56 L
Theoretical output:
1 610 sqm/h
Collection, mulching, long grass mowing



Biocut 53

53 cm - 21 inch
Self-propelled
3,1 kW/Petrol
Mulching
Theoretical output:
2 430 sqm/h




See on the website

MOWERS

Range Pro 53

The Green Revolution

The unique transmission with 2 hydraulic engines offers you great handling and slope performance unrivalled in its category. The innovative mowing deck and blade design on the Pro 53 combines professional quality cutting, collecting and mulching in a single machine.



Mulching



Collection



Long grass mowing

User's speech:

"We use the Pro 53 which is very practical thanks to its reverse gear. These machines are well thought out."

Regional Council of Hauts-de-Seine

Product highlights:

EFFICIENT

- The cutting deck is a perfect combination of 100% collection and 100% mulching decks. (Duocut concept p.4)
- Converting to the mulching function couldn't be easier or faster. You simply slot in the mulching kit (provided with the machine) without using any tools or replacing the blade.
- Professional quality cutting, collecting and mulching in a single machine
- Cutting heights: individual adjustment on each wheel. 5 pre-set, easy-to-handle positions ranging from 25 to 85 mm
- Excellent on slopes: can be used on slopes up to 20°

COMFORTABLE

- Hydraulic transmission with 3 forward speeds and 1 reverse with automatic transition from reverse to forward motion.
- Differential lock (LKX2)
- Blade stopping
- Vibration level of the handlebars very low

ROBUST

- Transmission consists of two hydraulic motors fitted onto the rear wheels and connected to a hydraulic pump
- Cast aluminium mowing deck is rustproof and particularly resistant to damage.
- Adjustable electromagnetic clutch

EASY DRIVING
FORWARDS/REVERSE SPEED AND
DIFFERENTIAL LOCK

COMFORTABLE HANDLEBAR
EASY-TO-REACH AND EFFORTLESS
CONTROLS

RECESSED HANDLEBAR SHAPE
KEEPS YOUR HANDS SAFE

**HYDRAULIC
TRANSMISSION**
EXCLUSIVELY FROM
ETESIA

**LARGE-
CAPACITY**
FUEL TANK 85-LITRE

**LARGE
AUTONOMY**
4-LITRE TANK MODEL
LKX2

MULTIPLE MOWING
HIGH GRASS MOWING,
COLLECTION, MULCHING,
THE DUOCUT CONCEPT

ENGINE POWERS
POWERFUL AND FLEXIBLE

CUTTING HEIGHT
INDIVIDUAL ADJUSTMENT
ON EACH WHEEL

REAR WHEEL
SEMI-AGRARIAN PROFILE

**DISENGAGEABLE
BLADE SYSTEM**
GRASSBOX EMPTYING WITH-
OUT STOPPING THE ENGINE

**CAST ALUMINIUM
DECK**
REMOVABLE RUBBER BUMPER

**53 CM
CUTTING WIDTH**



Model presented: LKX2



Technical specifications:

Model (L x w x h)**	Pro 53 LH2 (170x57,5x107)	Pro 53 LKX2 (170x57,5x107)
Cutting width	53 cm	53 cm
Engine	Honda GXV160 OHV	Kawasaki FJ180V OHV
Nominal rated power (***) <i>Constructor's maximum rated power</i>	163 cm ³ - 2,7 kW (3,7 HP) 4 kW (5,5 HP)	179 cm ³ - 2,9 kW (3,9 HP) 4,5 kW (6 HP)
Speed	3 speed from 0 to 5,5 km/h	3 speed from 0 to 5,5 km/h
Theoretical output (*)	2 910 sqm/h	2 910 sqm/h
Grassbox capacity	85 L	85 L
Weight	75 kg	77,5 kg

(*) According to the mowing conditions (maximum mowing calculation x cutting width = theoretical output)

(**) l = Length, w = width h = height (in cm)

(***) at 2 750 rev/min



See on the website

MOWERS

Range Pro 51

Built for any grass condition

Powerful, compact, easy to use, safe, Pro 51 is ideal for a wide range of grass conditions.



Product highlights:

EFFICIENT

- Collection in all conditions (collection concept p.4)
- Mowing thanks to the deflector
- Can be used on slopes up to 20°
- Good grip on slope: the speed can be adapted without the machine "running away" on steep slopes, so the operator is always in control.
- Semiagrarian rear wheel profile

COMFORTABLE

- Easy access to the grassbox from either side of the machine. Pro 51 handlebar folds, without the use of tools
- Centralised controls on handlebars
- Central cutting height adjustment system from 33 to 88 mm
- Easy emptying of the grassbox and cleaning

ROBUST

- Cutting deck moulded in one cast aluminium part
- Wheels with bearings
- Aluminium front wheel rims
- Cables encased in a rubber sheath for protection against damage



Model presented: PRO 51D



Technical specifications:

Model (L x w x h)**	Pro 51 X (145x55x110)	Pro 51 D (145x55x110)
Cutting width	51 cm	51 cm
Engine	Honda GXV160 OHV	B&S 750 Series DOV Ready Start
Nominal rated power (***) <i>Constructor's max. rated power</i>	163 cm ³ - 2,9 kW (3,9 HP) 4 kW (5,5 HP)	161 cm ³ - 2,6 kW (3,5 HP) 4,4 kW (6 HP)
Speed	from 0 to 4,4 km/h	from 0 to 4,4 km/h
Theoretical output (*)	2 240 sqm/h	2 240 sqm/h
Grassbox capacity	72 L	72 L
Weight	60 kg	58 kg

(*) According to the mowing conditions (maximum mowing
calculation x cutting width = theoretical output)

(**) l = Length, w = width h = height (in cm)

(***) at 2 900 rev/min



See on the website

MOWERS

Range Pro 46 Evolution

Pro 46 a three-in-one semi professional mower

The Pro 46 professional mower is extremely versatile, and is capable of mowing with or without collection in all conditions, or allowing high-quality mulching.



Mulching

Collection

Long grass mowing

User's speech:

"The Pro 46 have really come into their own because they have been so good at cutting and collecting in the wet weather we've experienced. We have mobile grass cutting teams and the new Duocut models have been popular with them because they are very light for people to lift on and off van/trailer from site to site."

Durham university (England)

Product highlights:

EFFICIENT

- The three-in-one mower: capable of mowing with or without collection or allowing high-quality mulching, all that without the need for any accessories! (Mulching insert supplied)
- Combination between 100% collection and 100% mulching decks (Duocut concept p.4)
- Very high collection performance as well because the grass is cut finely, even if it is long and wet.

COMFORTABLE

- Comfortable coating on handlebar, and effortless control
- Disk transmission system: smooth movement, soft start and no maintenance
- Autowash wheels mounted on ball bearings
- Height-adjustable handlebar with three positions and folded position
- Easy emptying of the grassbox and cleaning.

ROBUST

- Deck made of Xenoy, a light and highly impact-resistant material compared to standard ABS
- Powerful engines fitted with a 4-liter tank.



Model presented: PKTCM



Technical specifications:

Model (L x w x h)**	Pro 46 Evolution PKCTM (153x52x100)	Pro 46 Evolution PHCT (153x52x100)	Pro 46 Evolution PHCS (153x52x100)
Cutting width	46 cm	46 cm	46 cm
Engine	Kawasaki FJ 180V KAI OHV	Honda GCV160 OHV	Honda GCV160 OHV
Nominal rated power (***) <i>Constructor's maximum rated power</i>	179 cm ³ - 3 kW (4 HP) 4,4 kW (6 HP)	160 cm ³ - 2,8 kW (3,8 HP) 4 kW (5 HP)	160 cm ³ - 2,8 kW (3,8 HP) 4 kW (5 HP)
Speed	4,1 km/h	3,6 km/h	Push mower
Theoretical output (*)	1 880 sqm/h	1 880 sqm/h	1 380 sqm/h
Grassbox capacity	56 L	56 L	56 L
Weight	52 kg	41 kg	37 kg

(*) According to the mowing conditions (maximum mowing calculation x cutting width = theoretical output)

(**) l = Length, w = width h = height (in cm) - (***) at 2 900 rev/min



See on the website

MOWERS

Range Pro 46 The reference

The PRO 46 models offer the possibility to mow in all conditions with or without collecting. One of the main features of the PRO 46 is the "One Cut" principle. This means that the grass is only cut once before it is fed into the grassbox. The advantages: this considerably reduces consumption and prevents the grass from sticking to the mowing deck, thus avoiding repeated blockage of the channel.

New



Collection Long grass mowing

User's speech:

"The Pro 46 is well built, solid and 100% reliable. We can't be without them. If you want a commercial mower to last, which is trouble free, buy an Etesia."

John Vincent. Green Grass Services.

Product highlights:

EFFICIENT

- The PHTS3 is equipped with a single gear, the PHE3 is manually propelled
- Individual cutting height adjustment on each wheel.
- Collecting: the grass is only cut once before it is transported into the grass box. Thus less energy is required and a sticking of the crop to the mowing deck is avoided.
- Mowing high grass: turn your lawn mower into a high grass mower, by using the catcher from the container. Mows high and wet grass.
- Mulching set as option

COMFORTABLE

- Easy to start and reliable
- Reduced volume and vibration
- Easy to maintain

ROBUST

- Equipped with the latest Honda engine - GVCX 170
- Mowing deck made of XENOY®



Model presented: PHTS3



Technical specifications:

Model (L x w x h)**	Pro 46 PHTS3 (142,5x52x103,5)	Pro 46 PHE3 (142,5x52x103,5)
Cutting width	46 cm	46 cm
Engine	HONDA GCVX 170	HONDA GCVX 170
Nominal rated power**** <small>Constructor's maximum rated power</small>	166 cm ³ - 3,4 kW (4,6 HP) 3,6kW (5,8 HP)	166 cm ³ - 3,4 kW (4,6 HP) 3,6kW (5,8 HP)
Speed	3,4 km/h	Push mower
Theoretical output (*)	1 880 sqm/h	1 880 sqm/h
Grassbox capacity	52 L	52 L
Weight	37 kg	32 kg

(*) According to the mowing conditions (maximum mowing calculation x cutting width = theoretical output)

(**) l = Length, w = width h = height (in cm) - (****) at 2 900 rev/min



See on the website

MOWERS

Range Duocut 41-46 N-ERGY



The battery-operated Duocut **N-ERGY** walk self-propelled mower gives professional users a means for efficient, environmentally friendly and profitable mowing.

This is a high-quality multifunctional mower which is environmentally responsible, compact, rugged and efficient. It can easily handle collection, mulching and mowing.

It provides the benefits of electric mowers without their drawbacks: It operates in silence. No more power cord! 33% savings compared to petrol.

Battery range up to 2000 sq.m.



Product highlights:

EFFICIENT

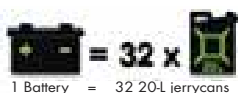
- Eco-friendly: zero emissions
- Economic: 33% energy savings in relation to petrol, low maintenance cost: no belts, filters or engine oil
- Three-in-one multifunctional mower: mowing with collection, mulching and grass cutting, no tools required for changes (standard mulching insert delivered)
- Exclusive Duocut deck that is the perfect combination of 100% collection and 100% mulching decks. Very high collection performance, even in extreme conditions and very good mulching results.

COMFORTABLE

- Silent and stable: thanks to its very low acoustic pressure at the point of operation (82 dB(A)) and handlebar vibration (<2.5 m/s² (ahw)), the N-ERGY mower takes the stress out of mowing. It helps significantly reduce noise and the harm (musculoskeletal disorders) that can result from the regular and intensive use of conventional mowers
- User friendly and easy to use: simple and intuitive controls with a soft coating; less effort to hold the controls, folding height-adjustable handlebar with three positions
- Height-adjustable handlebar with three positions and folded position.

ROBUST

- Very rugged Xenoy deck: stronger than synthetic material such as polypropylene and standard ABS.
- Wheels with self-cleaning profiles and ball bearings.



1 Battery = 32 20-L jerry cans



COMFORTABLE HANDLEBAR
EASY-TO-REACH AND EFFORTLESS CONTROLS

RECESSED HANDLEBAR SHAPE
KEEPS YOUR HANDS SAFE

100% ELECTRIC

- SILENT AND STABLE
- ZERO EMISSIONS
- COST EFFECTIVE

INTEGRATED RIGID GRASSBOX
BOX FILLING INDICATOR
50 AND 56 L

BATTERY
LITHIUM-POLYMER

POWERFUL MOTOR
ELECTRIC 1000 W

CUTTING HEIGHT
INDIVIDUAL ADJUSTMENT

MULTIPLE MOWING
HIGH GRASS MOWING,
COLLECTION, MULCHING,
THE DUOCUT CONCEPT

REINFORCED XENYO CUTTING DECK
HIGHLY IMPACT-RESISTANT MATERIAL

41 AND 46 CM CUTTING WIDTH



Model presented: NACTS



Technical specifications:

Model (L x w x h)**	Duocut 41 N-ERGY NACTS (142x48x106)	Duocut 41 N-ERGY NACS (142x48x106)	Duocut 46 N-ERGY PACS (153x52x106)	Duocut 46 N-ERGY PACTS (153x52x106)
Cutting width	41 cm		46 cm	
Motor	Electric 1000 W			
Battery	Lithium polymer accumulator			
Battery voltage	36 V – 21 Ah			
Average autonomy	1 h30 working (according to mowing conditions)			
Speed	3 km/h	Push mower		3,5 km/h
Theoretical output (*)	1 230 sqm/h		1 380 sqm/h	1 518 sqm/h
Grassbox capacity	50 L		56 L	
Weight	35 kg	34 kg	37 kg	40 kg

(*) According to the mowing conditions
(**) l = Length, w = width h = height (in cm)

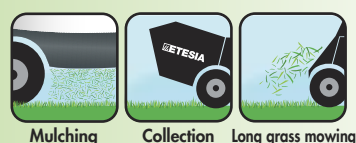


See on the website

MOWERS

Duocut 46 N-ERGY-2

The new battery-operated DUOCUT N-ERGY walk behind mowers give professional users a means for efficient, clean and cost-effective mowing. These are top-of-the-range multifunctional mowers: they are ecological, compact, rugged and efficient. It provides the benefits of electric mowers without their drawbacks. Silent with no more power cord.



Product highlights:

EFFICIENT

- Ecological: no pollutant emissions.
- Cost-effective: You save a third of the energy consumption costs compared to petrol, with low maintenance (no spark plug, filter or engine oil).
- Cutting deck: A cross between 100 % collection and 100 % mulching decks offering very high collection performance and excellent mulching results.

COMFORTABLE

- Silent and stable: Acoustic pressure 79 dB(A) and handle vibration <2 m/s² (ahw). Greatly reduces noise and physical stress (MSDs: muscu-loskeletal disorders)
- Ergonomic and easy to use: Simple and intuitive controls with comfortable coating, less force required for holding the controls.

ROBUST

- Very rugged reinforced casing: lightweight and stronger than synthetic materials such as standard ABS
- Brushless electric engine powered by an 82 V/5 Ah lithium-polymer battery.





Technical specifications:

Model (L x w x h)**	Duocut 46 N-ERGY 2 PABCTS (152x51x94)
Cutting width	46 cm
Engine	Brushless electric engine powered by an 82V/5Ah lithium-polymer battery
Speed	from 0 to 3,5 km/h
Cutting height	Centralised with 3 positions
Theoretical output*	1 610 sqm/h
Weight	35,5 kg

(*) According to the mowing conditions (maximum
mowing calculation x cutting width = theoretical output)
(**) l = Length, w = width h = height (in cm)




See on the website

MOWERS

Biocut 53

Efficient even in long grass

The powerful, high-performance mower Biocut 53 ensures a quick, clean, environmentally-friendly cut. The mulching cover can be removed to convert the Biocut 53 into a direct rear ejection mower, which is highly efficient in tall and wet grass.



Product highlights:

EFFICIENT

- Mulching and grasscutting: Etesia's cutting deck design with new profiled Biocut® blade lifts the grass before it is cut. The clippings are retained in the cutting deck and recut several times before being ejected as fine particles onto the turf where they will decompose naturally. A quick, clean, environmentally friendly cut.

- **BIOCUT Concept:** thanks to the removable shutter, the Biocut 53 turns into a mowing with rear discharge, in order to be efficient even in high grass.

COMFORTABLE

- Intuitive: centralised controls on handlebars
- Easy to transport
- Handlebar fully adjustable so it can also be folded
- Safety: large blade brake system stops the blade in 3 seconds after releasing the operating lever.

ROBUST

- Powerful Kohler engine delivers 3,1 HP cutting, the machine's controls can be set on the economy position for lower fuel consumption
- Transmission movement with 3 speed, without any maintenance, for a smooth drive.





Technical specifications:

Model (L x w x h)**	Biocut 53 ME53C (149x56x98)
Cutting width	53 cm
Engine	Kohler Courage XT775
Nominal rated power (***) <i>Constructor's maximum rated power</i>	173 cm ³ - 3,1 kW (4,2 HP) 3,6 kW (5,2 HP)
Speed	centralised cutting height with 3 positions: from 0 to 4,6 cm/h
Theoretical output (*)	2 430 sqm/h
Weight	43 kg

(*) According to the mowing conditions (maximum mowing
calculation x cutting width = theoretical output)

(**) l = Length, w = width h = height (in cm)

(***) at 3 000 rev/min



MOWERS

Range domestic
Petestrian Garden

3
YEARS
WARRANTY
Domestic use



The Etesia range of walk-behind mowers guarantees clean, efficient work whatever the conditions...

Etesia lawnmowers are the fruit of a unique half-century long experience of green space management, so they combine effectiveness in performing the task, ergonomics at work and quality manufacturing. Designed for an irreproachable quality of mowing and optimum efficiency, they also provide the use with comfort and safety, whilst also guaranteeing solidity and durability. (see p.4).

The Etesia lawnmowers range thus offers the robustness of professional equipment combined with ease of use.



Duocut 53

53 cm - 21 inch
Self-propelled
3 kW/Petrol
Grassbox: 80 L
Theoretical output:
2 385 sqm/h
Collection, mulching, long grass mowing



Duocut 46

46 cm - 18 inch
Push mower or Self-propelled
2,5 to 2,8 kW/Petrol
Grassbox: 56 L
Theoretical output:
1 380 to 1 970 sqm/h
Collection, mulching, long grass mowing



Duocut 37-41

37 - 41 cm / 14 - 16 inch
Push mower or Self-propelled
1,3 kW - 1,5 kW/Electric
Grassbox: 39-50 L
Theoretical output:
1 120 sqm/h
Collection, mulching, long grass mowing



User's speech:

"The quality of cut is always excellent. The Duocut mowers are worked really hard throughout the year and just routine servicing is all we ever need. They are a real work-horse. You certainly get what you pay for and they were a sound investment, more than earning their keep."

Landscape Group



Duocut cutting deck



Comfortable handlebar



Centralised cutting height



Duocut 46 N-ERGY 2

46 cm - 18 inch
Self-propelled
1,5 kW/Electric
Grassbox: 56 L
Theoretical output:
1 610 sqm/h
Collection, mulching, long grass mowing
(see p.50)



Duocut 41-46 N-ERGY

41 - 46 cm / 16 - 18 inch
Push mower or Self-propelled
1 kW/Electric
Grassbox: 50-56 L
Theoretical output:
1 230 to 1 518 sqm/h
Collection, mulching, long grass mowing
(see p.48)



See on the website

MOWERS

Duocut 53 Petrol

Duocut 53 a three-in-one mower

The Duocut 53 lawnmower is the big sister of the Duocut range: wider cutting width, more powerful and more robust. Ideal for large gardens.



Product highlights:

EFFICIENT

- High performance thanks to its exclusive cutting deck which includes the Duocut concept (p.4)
- Very high collection performance as well because the grass is cut finely, even if it is long and wet

COMFORTABLE

- Kawasaki motor with Easy-Start
- Simple and intuitive controls with a soft coating
- Wheels with self-cleaning profiles and ball bearings
- Easy to transport: Height-adjustable handle bar with three positions and a folded position
- Silent: low (84 dB(A)) acoustic pressure at the driving seat, and also low acoustic power (96 dB(A) guaranteed) and handlebar vibrations (4 m/s² (ahw))
- Sure: recessed handlebar shape to keep your hands safe while mowing close to an obstacle (wall, tree etc.)

ROBUST

- Deck made of Aluminium, a highly impact-resistant material compared to standard polypropylene and ABS
- Mower with a 3 years domestic warranty and deck with a 10 years warranty for domestic users





Technical specifications:

Model (L x w x h)**	Duocut 53 LKCGM (171x56x100)
Cutting width	53 cm
Engine	Kawasaki FJ180V KAI
Nominal rated power (***) <i>Constructor's maximum rated power</i>	179 cm ³ - 3 kW (4,1 HP) 4,4 kW (6 HP)
Speed	2,7 - 3,5 - 4,5 km/h
Theoretical output (*)	2 385 sqm/h
Grassbox capacity	80 L
Weight	64 kg

(*) According to the mowing conditions (maximum mowing calculation x cutting width = theoretical output)

(**) l = Length, w = width h = height (in cm)

(***) at 2 900 rev/min



See on the website

MOWERS

Duocut 46 Petrol

Duocut 46 range of three-in-one mowers.

The Duocut 46 mowers are extremely versatile, and are capable of mowing with or without collection in all conditions, or allowing high-quality mulching. And they do all that with no need for an accessory! Available in self-propelled (RMBE) and in push version (RMCS).



Product highlights:

EFFICIENT

- Mulching, Conventional mowing with or without collection, It's up to you. That high performance is possible thanks to the Duocut concept (p.4)
- The grass is maximally compacted into the grassbox
- Slopes < 18% or 10°

COMFORTABLE

- Height-adjustable handlebar with three positions and a folded position
- Comfortable coating on handlebar, and effortless control
- Silent and stable: with low (84 dB(A) acoustic pressure at the driving seat, and also low acoustic power (96 dB(A) guaranteed) and handlebar vibrations (3 m/s² (ahw))
- Recessed handlebar shape to keep your hands safe while mowing close to an obstacle (wall, tree etc.)
- Blade clutch (RMHB)

ROBUST

- Kohler or Honda engine ≥ 4,1 kW
- B&S engine with easy start (RMBE)
- Deck made of Xenoy, a highly impact-resistant material compared to standard polypropylene and ABS
- Mower with a 3 year domestic warranty and cutting deck with a 10 years warranty for domestic users
- Wheels with ball bearings





Technical specifications:

Model (L x w x h)**	Duocut 46 RMCS (152x51x94)	Duocut 46 RMBE (150x51x110)
Cutting width	46 cm	
Engine	Kohler XT Serie 675 OHV	B&S 775 DOV IS Serie Instart
Nominal rated power (***) <i>Constructor's maximum rated power</i>	149 cm ³ - 2,5 kW (3,4 HP) 3,6 kW (5,2 HP)	161 cm ³ - 2,6 kW (3,5 HP) 3,5 kW (5 HP)
Speed	Push mower	3,6 km/h
Theoretical output (*)	1 380 sqm/h	1 970 sqm/h
Grassbox capacity	56 L	
Weight	36 kg	40 kg

(*) According to the mowing conditions (maximum mowing calculation x cutting width = theoretical output)
 (**) l = Length, w = width h = height (in cm) - (***) at 2 900 rev/min



See on the website

MOWERS

Duocut 37 - 41 Electric

Electrical mulching-mower Duocut 41, the three-in-one mower

The Duocut 41 electrical mulching-mower is extremely versatile, and is capable of mowing with or without collection in all conditions, or allowing high-quality mulching. Duocut electrical, the pleasure of clean mowing.



Product highlights:

EFFICIENT

- Mulching, Conventional mowing with or without collection, It's up to you. That high performance is possible thanks to the Duocut concept (p.4)
- The grass is maximally compacted into the grassbox
- Filling indicator
- Slopes <18% or 10°

COMFORTABLE

- Electric 1300 W motor, silent, without any maintenance, Easy-Start
- Comfortable and effortless controls with comfortable coating
- Autowash wheels mounted on ball bearings
- Easy to transport: height-adjustable handlebar with three positions and a folded position
- Sure: recessed handlebar shape to keep your hands safe while mowing close to an obstacle (wall, tree etc.)

ROBUST

- Deck made of polypropylene, a light and highly resistant material
- Mower with a 3 year domestic warranty and cutting deck with a 10 years warranty for domestic users





Technical specifications:

Model (L x w x h)**	VECS (137x42x94)	NECTS (142x48x98)
Cutting width	37 cm	41 cm
Motor	Asynchrone 230 V	Asynchrone 230 V
Displacement/Power(***)	1,3 kW	1,5 kW
Speed	Push mower	Self-propelled
Theoretical output (*)	1 110 sqm/h	1 120 sqm/h
Collector content	39 L	50 L
Adjustment of cutting height	centralised from 28 to 85 mm	centralised from 28 to 85 mm
Weight	17 kg	33 kg

(*) According to the mowing conditions (maximum mowing
calculation x cutting width = theoretical output)

(**) l = Length, w = width h = height (in cm)



BRUSHCUTTERS

Attila range

2
YEARS
WARRANTY

Commercial use



They go where others fear to tread...

Attila professional reapers and brushcutters are designed to cope with the most difficult conditions. They are ideal for second homes, meadows, orchards, fallow land, verges and embankments. Very robust, but also extremely manoeuvrable, they guarantee unrivalled effectiveness.

Attila range offers you a wide range of machines ready to undertake your toughest jobs.



Attila AK98X

98 cm - 40 inch
17,8 kW/Petrol
Theoretical output:
9 800 sqm/h
4 Wheel drive




Attila AK98

98 cm - 40 inch
16,4 kW/Petrol
Theoretical output:
11 760 sqm/h



Attila AK95

95 cm - 38 inch
13,4 kW/Petrol
Theoretical output:
11 400 sqm/h



User's speech:

"We call it the Daddy – it even pulls logs out of the way and does everything a 'normal' mower can do and so much more."


Ian Armstrong, Head Groundsman for the Parish Council



Comfortable



Powerful engines



Efficient transmissions



Robust chassis



Attila AK88

88 cm - 34 inch
11,9 kW/Petrol
Theoretical output:
8 800 sqm/h



Attila SKD

85 cm - 33 inch
9,6 kW/Petrol
Theoretical output:
8 500 sqm/h



Attila AK-60/AH-75

60 - 75 cm
3,3 - 7,3 kW/Petrol
Theoretical output:
3 000 - 3 750 sqm/h



Attila AD51

51 cm - 20 inch
2,7 kW/Petrol
Theoretical output:
2 800 sqm/h



See the video online

BRUSHCUTTERS

Attila AK98X-AK98-AK95-AK88

More powerful and comfortable for an extreme brushcutting

While they keep their robustness and security, the Attila brushcutters are more performant and comfortable with a more performant motorisation and a new design. More than ever, their output and efficiency qualify them as a quality product.

The Attila AK98X is the 4x4 version with a powerful motorisation (24 HP). The other models have a front brake for more security on slopes.

Neu

Product highlights:

EFFICIENT

- Stability: low centre of gravity, 4 wheel drive (AK98X) plus heavy-tread tyres and differential lock (AK98) provide greater stability on slopes up to 30%
- Exceptional theoretical output

COMFORTABLE

- Strengthened structure welded tubular chassis for a better driving position
- The electric start offers a high comfort level, easily adjusted cutting height, rack and pinion steering, plus hydrostatic drive. Special attention has been paid to sound and vibration levels to reduce them to a very low level
- Flexible and easy to use: thanks to the hydrostatic transmission (AK98X-98) and hydro-mechanical transmission (AK95-88)
- Cutting height adjusted by centralised lever with 8 work positions (from 50 to 120 mm) + 1 transport position
- Safety: It is fitted with a parking brake, mechanical blade clutch, operator presence safety switches, front and side mud-flap protection, and a safety lock and overflow on the large-capacity petrol tank
- Front disc brake of front wheels (AK98, 95 and 88)

ROBUST

- Reinforced welded tubular chassis and a robust cutting deck with side ejection
- powerful Kawasaki engine 11,9 to 17,8 kW



Model presented: AK98



Technical specifications:

Model (L x w x h)**	Anila AK98X (202x107x100)	Anila AK98 (200x107x100)	Anila AK95 (200x107x100)	Anila AK88 (198x98x100)
Cutting width	98 cm		95 cm	88 cm
Engine	Kawasaki FS691V 4-Stroke OHV twin cylinder (Petrol)	Kawasaki FS651V 4-Stroke OHV twin cylinder (Petrol)	Kawasaki FS541V 4-Stroke OHV twin cylinder (Petrol)	Kawasaki FS481V 4-Stroke OHV twin cylinder (Petrol)
Displacement/Power(***)	726 cm ³ - 17 kW (24 HP)	726 cm ³ - 15,4 kW (22 HP)	603 cm ³ - 13,4 kW (18 HP)	603 cm ³ - 11,7 kW (16 HP)
Maximum operating rate	3 300 rev/min			
Transmission	hydrostatic 4 wheel drive	hydrostatic differential lock 2 wheel drive		
Dynamic brake	hydraulic front back	hydraulic on the back + disc brakes on the front wheels		
Speed	Forward 0 to 10 km/h Reverse 0 to 7 km/h	Forward 0 to 12 km/h Reverse 0 to 10 km/h		Forward 0 to 10 km/h Reverse 0 to 7 km/h
Theoretical output (*)	9 800 sqm/h	11 760 sqm/h	11 400 sqm/h	8 800 sqm/h
Clutch-operated blade	by mechanical system, belt tension			
Adjustment of cutting height	centralised lever with 7 work positions (50 to 120 mm)+ 1 transport position			
Slope indicator	✓	-		
Weight	310 kg	295 kg	290 kg	275 kg

(*) According to the mowing conditions (maximum mowing calculation x cutting width = theoretical output)

(**) l = Length, w = width h = height (in cm) - (***) Nominal power at maximum operating rate



See on the website

Ask for a free demonstration



BRUSHCUTTERS

Attila SKD



Compact, reliable and performing

Effective on uneven terrain and steep slopes (30%). Silent and low vibration. This is also available with optional dual rear wheels for additional stability.

Product highlights:

EFFICIENT

- Excellent driveability and stability: wheels with an agrarian profile, and also a very low centre of gravity and optimised weight distribution, differential lock. Effective on uneven terrain and steep slopes (30%)

COMFORTABLE

- The seat has armrests and moves forward and back on a rail for adjustment, the seat suspension firmness is adjustable, as is the steering wheel tilt
- Centralised adjustment of the cutting height from 44 to 102 mm
- Silent: with low (85 dB(A) acoustic pressure at the driving seat, and also low handlebar vibrations

ROBUST

- Mastershock cutting deck with rear ejection and mud-flap protection
- 9,6 kW Kawasaki motor, high efficiency with a 9-liter tank
- Reinforced hydrostatic transmission

VERSATILE

- Available accessories: scarifier, spreader, twin rear wheels...
- Lawn profile wheels can be mounted



Technical specifications:

Model (L x w x h)**	Attila SKD (201x97x99)
Cutting width	85 cm
Engine	Kawasaki FS481V 4-stroke OHV - 2 cylinders (Petrol)
Displacement/Power (***)	603 cm ³ - 9,6 kW (13 HP)
Maximum operating rate	3 000 rev/min
Transmission	hydrostatic on the 2 rear wheels
Speed	Forward 0 to 10 km/h Reverse 0 to 7 km/h
Theoretical output (*)	8 500 sqm/h
Clutch-operated blade	by electromagnetic clutch
Adjustment of cutting height	centralised with 5 positions from 44 to 102 mm
Weight	300 kg

(*) According to the mowing conditions (maximum mowing calculation x cutting width = theoretical output)

(**) l = Length, w = width h = height (in cm)

(***) Nominal power at maximum operating rate

**THE MULTIFUNCTIONAL BRUSHCUTTER...**

The multifunctional brushcutter... With the plurality of attachments, the SKD enables you to accomplish different types of work, for example cutting high grass or clearing of snow. The SKD can be used the whole year!

GREEN SPACE MAINTENANCE**Scarifier*** (ref. MM103)

With a working width of 80 cm, the scarifier for Bahia, Hydro 80 and Attila SKD allows you to aerate and clean your lawn with considerable efficiency. This tool is particularly important for wet and shaded plots. It allows your lawn to breathe by ridding it of the moss that suffocates it. With this accessory, we will help your grass to look even more beautiful!

Spreader (ref. MET)

To put fertilizer on your lawn and spread grit or sand in winter. (60 litres)

**Dual wheel Kit** (ref. ER85)

Thanks to the optional dual wheels, Attila SKD passes where the others trespass.

SNOW EQUIPMENT**Snow plough*** (ref. MV80N2)

The snow plough and snow chains enables you to use your H100 III for snow clearance.

HIGHWAYS MAINTENANCE**Fastener** (standard)

Thanks the fastener which is on the back of the machine, it will be very easy for you to pull a trailer without jolts.

**Requires a mounting bracket for the use of the scarifier and the snow plough.*



See on the website

BRUSHCUTTERS

ATTILA AK-60/AH-75



The new Attila 60 and 75 pedestrian brush cutters are designed for work in the most difficult conditions. They are ideal for holiday homes, meadows, orchards, fallow land, roadsides and shores.

New

Product highlights:

EFFICIENT

- Heavy-duty brush cutting (up to Ø30 with AH75 and Ø20 with AK60).
- Mowing on the most difficult slopes (up to 20° for AK60 and 30° for AH75) thanks to the hydraulic transmission with a differential lock.
- Two idlers that can be locked without a tool for improved stability on slopes in the AH75.

COMFORTABLE

- The differential lock can be engaged without interrupting movement.
- Parking brake for safe immobilisation.
- All the operating controls are available from the operating position for convenience and safety.
- Central handle that allows easier access to low controls (parking brake, forward transmission bypass, engine starter), with full protection for cables (no visible cable).

ROBUST

- The machine can be moved into the vertical position to gain access to the cutter blade for maintenance and cleaning.
- Rugged and reliable engines: engine crank shaft mounted on bearings, cast iron jacket for better.



Model presented: AH75



Technical specifications:

Model (L x w x h)**	Atila AK-60 (210x77x114)	Atila AH-75 (213x85x114)
Cutting width	60 cm	75 cm
Engine	Kawasaki FJ180V OHV	Honda GXV 390 OHV
Displacement/ Power (***)	180 cm ³ - 3,3 kW	390 cm ³ - 7,5 kW
Speed	Forward 0 to 5 km/h Reverse 0 to 2 km/h	Forward 0 to 5 km/h Reverse 0 to 2 km/h
Theoretical output (*)	3 000 rev/min	3 750 rev/min
Adjustment of cutting height	cutting height adjustable from 50 to 100 mm	cutting height adjustable from 50 to 100 mm
Weight	129,5 kg	150,5 kg

(*) According to the mowing conditions (maximum mowing calculation x cutting width = theoretical output)

(**) l = Length, w = width h = height (in cm)

(***) 3000 at 3300 rev/min



See on the website

BRUSHCUTTERS

Attila AD51



Easy-to-operate and powerful

Attila AD51 is a rugged, safe and powerful pedestrian brushcutter, designed to clear long grass and scrub in tough conditions and on sites where access is limited.

High endurance thanks to exclusive hydraulic transmission.

Product highlights:

EFFICIENT

High grass mowing and brush cutting
- Over-sized rear wheels with semi agricultural tyres, give a good grip. Off-centred blade for cutting without clogging.

Integrated differential lock gives a good grip on uneven ground, especially on slopes: slopes < 20° or 38%.

COMFORTABLE

- Highly manoeuvrable thanks to the hydraulic transmission, three forward speeds and one reverse speed and the differential lock.

- Ergonomic and safe speed control making gear changes easier for incomparable manoeuvrability.

- Unparalleled drive smoothness due to the precision of the hydraulic output that is regulated according to the pressure applied on the traction control.

- Reverse/forward change, with no declutching.

ROBUST

- High-endurance hydraulic transmission

- Very rugged steel housing with lateral embossing for more rigidity

- Electronical start.

EASY DRIVING
FORWARDS/REVERSE SPEED AND
DIFFERENTIAL LOCK

COMFORTABLE HANDLEBAR
EASY-TO-REACH AND EFFORTLESS
CONTROLS

RECESSED HANDLEBAR SHAPE
KEEPS YOUR HANDS SAFE

**HYDRAULIC
TRANSMISSION**
EXCLUSIVELY FROM ETESIA

B&S DOV ENGINE
ENGINE POWER : 161 CM³ - 2,7 kW

**HIGH GRASS MOWING,
BRUSHCUTTING**

OFF-CENTERED BLADE FOR
CUTTING WITHOUT CLOGGING

CUTTING HEIGHT
INDIVIDUAL ADJUSTMENT ON
EACH WHEEL

REAR WHEEL
SEMI-AGRARIAN PROFILE

STEEL CUTTING DECK
WITH LATERAL EMBOSING
FOR MORE RIGIDITY

**DISENGAGEABLE
BLADE SYSTEM**

**CUTTING
WIDTH**
51 CM





Technical specifications:

Model (L x w x h)**	Antila AD51 (181x57,5x110)
Cutting width	51 cm
Engine	B&S 750 Series 4-Stroke DOV (Petrol)
Displacement/Power (***)	161 cm ³ - 2,7 kW (3,5 HP)
Maximum operating rate	3 000 rev/min
Driving force	self-propelled with hydraulic transmission
Speed	Forward 0 to 5,5 km/h Reverse 0 to 4 km/h
Theoretical output (*)	2 800 sqm/h
Clutch-operated blade	by mechanical system
Adjustment of cutting height	Individual with 5 positions from 50 - 110 mm
Weight	83 kg

(*) According to the mowing conditions (maximum mowing
calculation x cutting width = theoretical output)

(**) l = Length, w = width h = height (in cm)

(***) Nominal power at maximum operating rate



See on the website

Ask for a free demonstration



SCARIFIER

MSC 45

2 YEARS
WARRANTY
Commercial use



For a healthier and more resilient lawn

The ETESIA scarifier with blades is designed to perform a double action on your lawn: removing thatch and moss as well as raking weeds and plant debris. Once the scarification process is complete, air, water, and nutrients can reach the root zone more easily.

Product highlights:

EFFICIENT

- Split resistant rear deflector
- Continuous depth adjustment
- Work unit quickly interchangeable (no need for tools)

COMFORTABLE

- Curved hand grips for operator comfort
- Roller bearing wheels with a cleaning system that ensures a constant working depth
- Throttle lever with work position and slow position

ROBUST

- Steel rims with ball bearings
- Stable deck in multi-layer steel sheet that enables to work with difficult conditions

VERSATILE

Can be equipped with a spring blade (moss remover function intended to be used on fine turf areas)



Technical specifications:

Model (L x w x h)*	MSC 45 (140x69x107)
Cutting width	45 cm
Engine	Honda GX160
Displacement/Power (**)	163 cm ³ - 4 kW (5,5 HP)
Speed	Forward 0 to 6 km/h Reverse 0 to 3 km/h
Output	up to 1 500 sqm/h
Weight	45 kg

(*) l = Length, w = width h = height (in cm)

(**) at 3 600 rev/min



See on the website

Ask for a free demonstration



WEEDER

MBR50

2 YEARS
WARRANTY

Commercial use



Mechanical weeder

The new MBR50 mechanical weeder is an effective solution for weeding pavements, drives and car parks without harming the environment.

Product highlights:

EFFICIENT

- Folding side guard that makes it easier to work on pavement edges and passages close to walls.
- Braided wires that can be individually replaced with no tools.

COMFORTABLE

- Folding, ergonomically shaped handle.
- Height adjustable front wheel (optional).

ROBUST

- Wheel on steel rims with lock or differential allowing quick changes with no tools.
- Compact and lightweight.

Technical specifications:

Model (L x w x h)*	MBR50 (185x70x80-115)
Cutting width	50 cm
Engine	Honda GXV 160
Transmission	Push mower
Engine Power	3,6 kW
Output	up to 2 200 sqm/h
Weight	55 kg

(*) l = Length, w = width h = height (in cm)





See on the website

ELECTRIC WHEELBARROW

Donky

2 YEARS
WARRANTY

Commercial use

3 YEARS
WARRANTY

Domestic use



DONKY

With the new Donky electric tool carrier, Etesia makes everyday work easier. Gone are the days when heavy loads had to be moved by hand and the pollution from petrol wheelbarrows directly burdened users with exhaust fumes and additional high fuel costs.

DONKY is not only comfortable, ecological and quiet, but also, thanks to its wide range of options, a true tool carrier that can be used all year round for various jobs: transport (also of liquids), winter maintenance, lawn care...

New

Product highlights:

100% ELECTRICAL

- Ecological: no pollutant emissions
- Quiet: Movement and work in absolute silence. This enables use even in sensitive areas as there are no there is noise pollution for users or residents.
- Economical: the costs for one hour of use of the electric wheelbarrow are around 0,12€ net, depending on Mode of use.

EFFICIENT

- A real workhorse: up to 280 kg or 180 liters at once (400 Liter with sidewall MBER), whereby the emptying with central lever is supported.

COMFORTABLE

- Compact and agile, thanks to its electric drive, it does not require any effort on your part, thus reducing the risk of injury reduced by herniated discs or muscle damage can.
- The drive is controlled with the thumb on the handle, there is a knob that controls the Forward and reverse gear changes. Opening and closing by Electronics is made possible.

ROBUST

- Strong motor power of 1700W, the electronic control and its drive wheels in the agricultural profile, give it an indestructible strength and an incomparable endurance also in the most difficult terrain, even on slopes.
- Depending on working conditions, a single charge is sufficient for one or two working days.

Technical specifications:

Model (L x w x h)*	Donky (172x90x102)
Motor	Electric 1 700 W
Battery set voltage	48 V – 38 Ah
Autonomy	1 to 2 working days
Speed	Forward 0 to 6 km/h Reverse 0 to 3 km/h
Battery	Lead Acid
Charger	100 - 240V / 48V, 5A
Brake	Dynamic brake + electric parking brake
Weight	170 kg
Maximum loading	250 kg
Capacity maxi dump	180 L (400 with optional side rails)
Capacity tank	85 L (with 1" valve incorporated)

(*) L = Length, w = width h = height (in cm)

**SMOOTH
MOVEMENT**
ELECTRIC MANAGEMENT
TWO FORWARD SPEED
RANGES AND A REVERSE
MOVEMENT CONTROLLED
VIA A JOYSTICK

STRONG
MOVES UP TO 250 KG

**100% ELECTRIC
TRANSMISSION**

- ZERO EMISSIONS
- COST EFFECTIVE
- LOW VIBRATIONS

SIGNIFICANT AUTONOMY
1-2 WORKING DAYS

POWERFUL
1 700 W MOTOR



**IMPRESSIVE CAPACITY TO
MOVE**

POWERFUL ENGINE+DRIVING WHEELS
WITH AGRARIAN PROFILE

BIO
concept



MBBR



Equipped with the tank container, up to 280 kg or 180 liters can be transported at once (400 liters with side walls MBER), whereby emptying is supported by a central lever. The tank integrated into the tub allows you to transport 85 liters of liquid, which you can drain via a drain cock or spray lance (not included).

MBBT



With the sheet metal tub, you can move up to 280 kg or 250 liters in one operation. Emptying is supported by a central lever. Thanks to the robust tub you can transport materials like gravel or stones.

MBPB



With the wooden board of the DONKY® electric tool carrier, you can move up to 280 kg in one operation. With this stable carrier, you can transport heavy materials such as flower pots, soil bags or other heavy materials.



GREEN SPACE MAINTENANCE



Folding side panels (ref. MBER)

The sidewalls of the DONKY equipment carrier allow increasing the transport volume considerably, from 180 to 400 liters. In addition, the side walls can be folded down to act as a working or transport surface.



Scarifier* (ref. MM103)

With a working width of 80 cm, the scarifier for Bahia, Hydro 80 and Attila SKD allows you to aerate and clean your lawn with considerable efficiency. This tool is particularly important for wet and shaded plots. It allows your lawn to breathe by ridding it of the moss that suffocates it. With this accessory, we will help your grass to look even more beautiful!

SNOW EQUIPMENT



Snow plough* (ref. MV80N3)

Snow plough to clear snow from your paths and pavements fast.

(*) Requires a mounting bracket for the use of the scarifier and the snow plough.



See on the website

ELECTRIC MULTI-TASKING TRANSPORT VEHICLE

Bahia VTE

2 YEARS
WARRANTY
Commercial use



Environmentally friendly, silent, compact and light weight, cost-effective, versatile...

The VTE from the Bahia electrical range is a real multifunctional vehicle, it is compact, silent, cost-effective and environmentally friendly. It offers you a professional and innovating solution for your maintenance and transportation tasks all year round. With a tow bar, the VTE is turned into a silent and clean towing vehicle that goes everywhere, ideal for public places and enclosed spaces.

Product highlights:

EFFICIENT

- Environmentally friendly: zero emissions
 - Economic: the hourly cost of use of an electric towing vehicle ranges between 0.09 £ /h excl. VAT depending on its use
 - Our electric towing vehicle has AGM batteries that require no maintenance
- It is guaranteed up to 500 cycles, is fully independent and can be recharged from the mains in only six hours. Recharging with solar panel is also possible. The movement transmission requires no maintenance

COMFORTABLE

- Lightweight and compact: it will allow you to get into every nook and cranny, going everywhere in silence and comfort
- Its ultralight weight leaves no mark on the ground, particularly on lawns

POSSIBLE TYPES OF USERS

Versatility coupled with its discretion and compactness enable the VTE to have many possibilities for use: hotel business, tourist sites, roadworks, nursery, industrial, gardeners, organic farming, campsites, train stations

Technical specifications:

Model (L x w x h)*	Bahia VTE (173x79,5x121)
Motor	Electric
Power	1,7 kW - 48 V
Battery	4 x 12 V - 110 Ah
Type	AGM, lead acid
Charger	220V / 48V, 10 Amp h
Working autonomy	up to 8 h
Speed	forward/reverse 0 to 8 km/h
Weight	275 kg

(*) L = Length, w = width h = height (in cm)

EXTREMELY COMPACT

(1,21 x 1,73 x 0,79 m)

MOBILE POWER SOURCE
EQUIPPED WITH ITS CONVERTER (OPTION)

100% ELECTRIC DRIVE AND BLADE TRANSMISSION

- 0 EMISSIONS
- SILENT MOVEMENTS
- VERY HIGH VERSATILITY

ROBUST CHASSIS
WELDED, EPOXY PAINT FINISH

HIGH-PERFORMANCE TOWING

3 TONS ON FLAT TERRAIN
1 TONNE SLOPE UP TO 10%

MULTIFUNCTION
MANY ACCESSORIES





ELECTRIC MULTI-TASKING TRANSPORT VEHICLE

Bahia VTE ACCESSORIES



MULTIFUNCTIONAL...

The VTE and its accessories will cover all your maintenance and gardening needs all around the year: spreader (for salt, grit, fertilizer, ...), snow plough, scarifier,...

GREEN SPACE MAINTENANCE



Scarifier* (ref. MM103)

With a working width of 80 cm, the scarifier for Bahia, Hydro 80 and Attila SKD allows you to aerate and clean your lawn with considerable efficiency. This tool is particularly important for wet and shaded plots. It allows your lawn to breathe by ridding it of the moss that suffocates it. With this accessory, we will help your grass to look even more beautiful!

Spreader (ref. MET)

To put fertilizer on your lawn and spread grit or sand in winter (60 litres).

TRANSPORT



Tow bar (standard)

The standard VTE tow bar will pull different trailers as well as the MET spreader (for salt, grit, seeds and fertilizers).

Luggage rack (ref. OMPB80)

Factory-installed only.

SNOW EQUIPMENT



Snow plough* (ref. MV80N3)

Snow plough to clear snow from your paths and pavements fast.

MOBILE POWER SOURCE



Electric converter** (ref. OMCE80)

With its converter, the Bahia VTE becomes a mobile power source, to which you can connect a large number of wired electrical devices (power < 700 W). The machine will enable you to carry out a number of tasks all over the space.

(*) Requires a mounting bracket for the use of the scarifier and the snow plough.

(**) Requires luggage rack.



ETESIA

13, rue de l'Industrie
67160 WISSEMBOURG
Tel. : +33 (0)3 88 54 89 00
Fax : +33 (0)3 88 94 06 24
sales@etesia.co.uk
www.etesia.co.uk

ETESIA SALES & SERVICE DEALER